

FINAL PROGRAMME REPORT

FM14-21

Estonia

Local Development and Poverty Reduction

Programme short name	EE-LOCALDEV
Programme Operator	Ministry of Social Affairs - Estonia (EE)
Host Programme Area	PA10 Local Development and Poverty Reduction
Financial Mechanisms	EEA Grants, Norway Grants
Programme grant in EUR	€ 18,432,309.00
Programme co-financing in EUR	€ 3,252,760.43
Final incurred amount in EUR	€ 19,550,782.71
Final incurred rate %	90.16 %

PROGRAMME RESULTS

Programme Objective: Strengthened social and economic cohesion

Eligible expenditure: € 21,685,069.43 Amount incurred: € 19,550,782.71

Issues the programme aimed to address

The programme set to address several policy areas in Estonia:

- a) Public health - physical activity of children, local governments as public health promoters, integrated services in social and health sectors, coercive psychiatric treatment of patients;
- b) Children and families, juvenile offenders - implementation of restorative justice, voluntary reconciliation and family mediation;
- c) Support services in education and youth work - transition programmes from basic education to vocational education training, support services provision for disadvantaged children and youth across school levels as well as smart youth work; and additionally, trauma-informed counselling in educational support services;
- d) Gender equality and gender based-violence - virtual centre of expertise, victim support system development, public awareness on domestic violence and trafficking in human beings and a pilot programme for buyers of commercial sex;
- e) Cultural heritage preservation - renovation of buildings with historical value, capacity building in preservation and management of cultural heritage.

Programme contribution to overall objectives

The overall objectives of the programme were:

- Greater socio-economic cohesion in Europe
- Closer and better bi-lateral relations between Estonia and the donor countries.

The programme tackled these objectives through numerous significant initiatives that were implemented to support children's well-being, public health, and to prevent domestic violence in Estonia. Substantial attention was also given to cultural heritage preservation, resulting in the renovation of six culturally valuable buildings and the creation of awareness materials on heritage protection areas in nine small towns.

The program helped establish restorative justice and family mediation models in Estonia to support parents and enhance children's sense of security. The programme also provided a foundation for the development of a national family mediation system, helping separated families reach essential agreements regarding child care. Over 1,100 families have used this service to date.

A flagship initiative on increasing physical activity of children in school environment was implemented with a wide grasp by the University of Tartu, engaging over 200 schools in Estonia. Additionally, mental health and injury prevention projects were funded, including a model for midwife home visits to identify at-risk families early on. In the field of violence prevention, a quality assessment system for women's shelters and a support system for volunteer victim advocates were created, over 700 specialists were trained, and multiple broad-based awareness campaigns were conducted.

Sustainability

Sustainability is most likely to be expected from projects that were supported by national developments on the same topic (law changes, creation of an institutional system) and which became national services, e.g. family mediation system, network of Schools in Motion, restorative justice approach, women shelters' quality standards etc. An important prerequisite for sustainability is also political priority. Greater sustainability can also be expected from projects whose implementing institutions/associations are characterized by a good economic, social and other ability to continue their activities, e.g. Viljandi Hospital, Social Insurance Board as well as activities that were led by an enthusiastic person who will continue their activities, e.g. Museum of Mr Evald Okas, Kuressaare Port Storehouse, NGO Pärnu Women Support Centre, Muhu island local community implementing restorative methods etc.

The sustainability of what has been achieved is also supported more in the projects that were able to develop the knowledge and skills necessary for the work of specialists, and in the projects where well-functioning specialist networks or cooperation models were strengthened or created, which will continue to function after the end of the project, e.g. local governments and their associations dealing with educational support services, midwives and rescuers trained to early detect risk families with children. In addition, the sustainability of what was achieved was supported in some cases by the creation of user-friendly and easily accessible materials (for example, instructions, information materials or learning platforms, e.g. e-platform on learning about cyber security and threats in the virtual world).

Outcome 1: Enhanced wellbeing of children and youth

Amount incurred: € 10,031,295.48

Results

Outcome 1 includes one of the biggest policy changes in Estonia – a pre-defined project introducing, adapting and implementing restorative justice measures for children and youth who have been caught in the criminal justice system. The pre-defined project pushing the topic was run by the Ministry of Justice. The flagship project introduced restorative justice as a method, raised awareness and trained to apply restorative justice measures among various list of target groups – youth itself, youth workers, social workers, teachers, mediators, police, prosecutors, judges etc. Several studies (International Self-Report Delinquency Study (ISRD)), different specialised trainings, seminars, workshops, for specialists working with the youth were carried out. Local governments were engaged in piloting several restorative justice measures etc. The project has made a giant push for a big change in methods how to deal with delinquent youth in Estonia. In year 2023, 85% of cases that reached the criminal justice system and dealt with youth

up to 17 years of age, were resolved by using restorative measures and not punitive measures. The activities have been extended at least until 2029.

Another big step was the launching of a family mediation service that was developed and piloted through the programme. Family Mediation Act came into force as of Sept 1, 2022. The service is now provided as a part of national services. 56 mediators have passed a qualification exam, 33 of them have contracts with the Social Insurance Board. There are family mediators present in 14 towns all over Estonia.

In the field of education, the programme piloted the vocational orientation programme in 14 vocational schools to decrease the drop-out students both as a result of bad career choices as well as special educational needs. Altogether 658 students have attended the career orientation programme. The projects evaluated the career orientation programme as successful and noted that it is very important to keep youth also in education when they drop out from occupation training in the 1st semester already. Or when it is necessary to provide students with language and social skills. According to exit interviews with enrolled students, approx. 88% assured that they would continue their vocational studies or are ready to enter the labour market. Several schools have decided continuing the programme with the internal finances or with the help of national budget. Additionally, integrated educational support services were developed and piloted in six regions of Estonia, teaming up neighbouring local authorities and cooperating in a multi-sectoral level - educational institutions, social services, child protection, police, psychologists etc. In parallel, a cross-sectorial cooperation model was developed to solve crisis situations in education institutions laying down the roles and responsibilities of different parties (school boards, Social Insurance Board, Rescue Board, Police and Border Guard Board, Rajaleidja-team etc).

The development of smart solutions based on the needs and challenges of young people was also signalled as an intervention area for the programme. The programme created comprehensive a cyber security awareness raising e-platform with several modules for students, teachers and youth workers (1. Basics of cyber security, 2. Information collection, 3. Basics of Linux, 4. Network security, 5. Cryptography, 6. Security of web applications, 7. Reverse engineering, 8. Digital criminalistics, 9. Windows security + 4 additional chapters), but failed to create a digital participation platform for youth participation. Therefore, this component did not have as wide of a grasp and as big of an intervention in smart solutions for youth engagement as it was originally planned.

Challenges and Lessons Learned

An external evaluation of the program found that outputs and outcomes for the measure were largely achieved, and the focus was set on problem prevention and specific problems. Linkage of projects to national reforms was seen as one of the main factors of sustainability.

The program laid the foundation for the establishment and better availability of several modern policy interventions in Estonia, but there was insufficient focus on the challenges of the youth field. One key factor in this was that Education and Youth Board project "*Digital Leap in the Field of Youth*" ended with partial results and one essential objective set - to create a digital participation platform for youth participation - did not realise. In the beginning of August 2023, the Ministry of Education and Research and the Education and Youth Board agreed upon different policy approach that also affected the implementation of the project. No digital participation platform for youth was developed, but other project components - *supporting and developing the digital competences of youth workers and creating the digital frameworks and evaluation tools for youth workers and municipal governments* – were completed successfully. Still, a big objective that was seen to have a wide range of influence in the field of youth, was not achieved.

Outcome 2: Reduced domestic and gender-based violence and gender inequalities

Amount incurred: € 1,012,825.26

Results

The outcome – although being the smallest within the programme – still tackled necessary changes in attitudes and pushed for continuous qualitative victim support service in Estonia. The outcome also built on the results achieved through the previous EEA and NOR Grants financing period 2009-2014. Population survey scores on attitudes regarding domestic violence, sexual violence have moved properly into positive direction in regard to the last survey in 2016, while the attitudes on criminalising the buying of sex are changing for the better in a more modest pace. The percentage of population not blaming victims of domestic violence has risen from 47% in 2016 to 61% in 2024 and the percentage of population not blaming victims of sexual violence from 53% (2016) to 72% (2024). The indication of population in favour of criminalising the buying of sex has moved from 53% to 59% in 2024. Although not all change can be attributed to the contribution of the Grants, then taking into account a solid attention and financial commitment of the Grants in this area in Estonia, it has been an important factor during the last 10 years.

The outcome included raising awareness activities on domestic violence, various trainings of specialists in domestic and gender-based violence as well as discouraging the demand for commercial sex. One of the biggest achievements was raising the quality and capacity of women's shelters as well as trainings that took place for health-care specialists. The services for women's shelters, volunteers and counselling for perpetrators of violence will continue via state budget financing. The outcome also piloted a programme for sex buyers to change their attitudes and behaviour. The implementation of this social programme is one tool to fight human trafficking with a goal of sexual exploitation. While developing the social programme for sex buyers, various parties were consulted as focus groups - prosecutor's office, the staff of the unit of organised crime and offences against people at the Police and Border Guard Board and lawyers who are involved in this area as a part of their work. The study on sex buyers in Estonia is the first study in this field since 2007. It sets a good base for expanding the research and making science-based policy decisions.

In gender equality policy area, the outcome dealt with organising gender equality evidence-based materials into one competence centre open for public at <https://www.vordsuskeskus.ee/et>. Together with that e-training modules were developed. The first training module contains basic ABC on GE (can be used also for other target groups like teachers, employers, etc.), the others are focusing on public servants as promoters of gender equality and implementing gender equality in the education system. The e-training course is available at the web environment for digital learning called Academy of the Digital State.

Challenges and Lessons Learned

An external evaluation of the program found that outputs and outcomes for the measure were largely achieved. The activities were relevant and in line with the broader objectives of the program. One of the main values of the first-level specialist trainings' was the opportunity to develop cooperation between authorities.

The program focused more on helping victims of violence and less on changing the behaviour of perpetrators of violence. Still, first piloting steps in this area were taken and must be continued. Evaluation stressed to pay much more attention than before to interventions aimed at

perpetrators of violence and develop evidence-based behaviour change interventions for that matter.

Additionally, more violence prevention and victim assistance activities should be directed to the Russian-speaking population and to regions where family and gender-based violence occur more (mainly Ida-Virumaa). Evaluation also underlined to pay in the future special attention to and develop interventions for risk groups, including the elderly, disabled and other groups whose access to victim assistance services is difficult.

Overall, it is critical to continue developing and implementing violence prevention activities systematically. Positive results in regard to changing attitudes and behaviour will realise slowly over the years, but the positive shift is visible.

Outcome 3: Improved quality of integrated services and public health interventions at local level

Amount incurred: € 4,050,552.21

Results

Public health outcome entailed a flagship project of the programme led by the University of Tartu dealing with physical activity of schoolchildren. It had a very wide grasp, being the country-wide leading actor in dealing with the issue of increasing physical activity among Estonian schoolchildren throughout the school day - active transport, active lessons, active recess, physical education, extracurricular activities, school environment, open air classes, teacher education etc. The network of Schools in Motion has reached to 210+ schools. In Nov 2023, the "Schools in Motion" project achieved a notable recognition by winning the Health-Promoting Schools Award at the MOVE Congress. This award is part of the ISCA Awards, honouring outstanding initiatives in Health-Enhancing Physical Activity. Next phase is planning active school interventions at upper secondary level (high school). The activities are being further supported by the national budget (Ministry of Education and Research).

National Institute for Health Development dived into regional public health status in Estonia. A county-based analysis of health status of people in different regions as well as a county-based analysis of injuries in different regions of Estonia were carried out and published. It gives the local governments, Rescue Board and the police a tool to carry out health risk impact analysis in their community and propose targeted measures needed namely for their community. The mentoring of 20 local governments approx. 14-18 months to raise their capacity in specific local public health issues helped them envisage a public health action plan basing it on the health profiles created for the region, trainings, data collection, mentoring etc. National Institute for Health Development also piloted an obesity reduction tool for kindergartens "Toybox" – renamed "Seikluste Laegas" for Estonia, i.e. "Adventure Box" in English – that showed good results and wide interest from all across Estonia.

Viljandi Hospital as a competence centre dealt with a specific but nevertheless an important issue - to establish a uniform, evidence-based and cross-sectoral system of out-patient services for long-term mentally ill patients subjected to coercive treatment, to increase the quality of psychiatric evaluation in order to improve judiciary procedures and secure human rights in the use of coercion during treatment. The principles laid down in the multi-forensic psychiatric committee model are being adhered to for impartial regular evaluation of the patients' psychological condition. A bus for mobile cross-sectoral teams is in use for out-patient psychiatric

coercive treatment in different regions of Estonia. It enables to provide quality ambulatory coercive treatment more closer to person's home.

Regarding integrated health and social services at local level, then the program intervened in the area of injuries in home environment as well as home visits by midwives to risk families with children. Both pilots were successful, but need more in depth elaboration further on. A methodological checklist for reducing risks in home environment is available. It focuses on risks of falling and fire hazards, but deals also with other risk categories. Great feedback has been received on informational materials created for the elderly and families with small children. Rescue Board is currently dealing with taking the new check-list into standard procedures, but it also requires some database updates. Until this, the list is in voluntary use. Secondly, a home visits' action model for assessing and mitigating risks affecting the well-being of pregnant women and families with a child with repeated postpartum depression was developed and carried out. Altogether 43 midwives received the training and are qualified to carry out home visits. Home visits of midwives are a nationally provided service by Health Insurance Fund. The action model can be integrated into its working procedures. The project has also produced an impact assessment study of the pilot that has been presented to the Ministry of Social Affairs, Health Insurance Fund, National Institute for Health Development as well as to the Estonian Midwives Association.

Challenges and Lessons Learned

An external evaluation of the program brought out that outputs and outcomes for the measure were largely achieved. The activities were relevant and in line with the broader objectives of the program. Flexible mechanisms allowed changing the initial focus, scope or methodology of projects in justified cases, increasing the relevance of the projects.

In open call process, the large-scale projects were very specifically designed and only two applications were received, both of which received funding. Evaluators saw it necessary to provide transparent criteria and procedures that describe the selection of topics and implementers of the projects to ensure transparency of the processes.

Although, the outputs and outcomes planned for the measure were largely achieved and the activities were relevant and in line with the broader objectives of the program, then achieving output indicators was sometimes misinterpreted as proof of impact. Therefore, causal relationships were presented too firmly (e.g. trainings vs use of new knowledge). Evaluators recommended to critically assess under which conditions one can talk about the project's effectiveness. When evaluating projects, one should emphasize the quality of causal analysis and clear criteria for determining effectiveness.

Outcome 4: Historic town centres revitalised through heritage-based local development

Amount incurred: € 3,682,310.52

Results

Firstly, a pre-defined project by National Heritage Board was initiated. It engaged 9 Estonian small towns - Paide, Rakvere, Võru, Valga, Lihula, Pärnu, Kuressaare, Haapsalu and Viljandi - in their scope of activities. The overall goal of the activities was revitalising historic town centres and increase knowledge about potential new uses of heritage assets and heritage-

led local development more broadly. The National Heritage Board implemented the project with a Donor Project Partner from Norway – Riksantikvaren – that contributed greatly to the success of the project.

As a result, working with local communities became an organic part of the work in Heritage Board. Empowering local communities in engaging with heritage preservation and offering possibilities for development through that, is seen as a way of cooperation for the Heritage Board. As a most visible awareness raising output of the pre-defined project, for all towns, special walking maps of heritage conservation areas were created as well as comprehensive brochures "Vibrant old towns" were compiled for all 9 towns. Local communities were attracted with exhibitions (on-spot as well as virtual) in the towns, discussion seminars, videos discussing the challenges of acting in heritage conservation areas as well as pondering on the future possibilities in these communities; there were restoration workshops and trainings for specialists; tours were carried out for local communities in the towns engaged into the project.

As a second component, through an open call for proposals, 7 buildings were financed to be renovated in these heritage protection area. Despite multiple complications (steep inflation, supply chain breakdown worldwide etc.) 6 buildings were able to finish their works successfully and open up to the public - in Võru, Valga, Kuressaare (2 projects), Haapsalu and Lihula. For detailed list, please see Annex 5 "Contracted projects". Most buildings accommodate a café, there are facilities for meetings, parties and other events, bed&breakfast apartments, but also theatre (Kuressaare Port Storehouse) and museum (Haapsalu). All renovated buildings have drawn positive attention and attraction within the communities. Amante House in Kuressaare (Tolli street 4) won an annual award from National Heritage Board for best renovated building inside the heritage protection area.

Challenges and Lessons Learned

7 projects that were financed within the call for proposals on the renovation of buildings in small towns with heritage protection areas struggled to complete the activities, but eventually 6 out of 7 got the renovation works finished successfully. Only project EE-LOCALDEV-0028 "*Establishing a community centre for Paide SRIK*" was terminated without results and its grant resources were left unused. The list of reasons for that is varied - project design long process, inflation in renovation prices, misunderstandings with the owner of the building Paide city government, insufficient capacity for a small NGO regarding the scale of the project.

Because of inflation in Estonia for several years and supply chain errors, the renovation budgets of financed projects calculated in 2018-2019 came to be insufficient in 2023. PO was able to acquire an additional 1 MEUR of grant support for projects financed under Outcome 4 - to offer them an equal possibility to apply for additional support (grant and co-fin proportions remained the same) up to 25%. All 6 projects seized the opportunity for the necessity of additional grant support and it was vital support to complete the renovations in a significant extent in order to open the buildings to the public.

External evaluation of the program brought out that outputs and outcomes for the measure were largely achieved. Communication and cooperation with Norwegian partners were seen to have had an important impact within the measure. Evaluation recommends continuing to support heritage conservation areas in small towns.

It also pointed out the fact that the impact goals set - enlivening the local life - cannot be proven, are not feasible with only renovating a building. Evaluators also noted that no pre- and post-intervention evaluations were conducted to assess the increase in awareness in small towns on heritage protection areas, which would have made it easier to prove whether the goals had been reached or not. It was stated that the impact is economic, partly also environmental. The sustainability of projects depends on the business, political and administrative landscape, important socio-economic changes and the motivation and ability of those involved to continue. Finally, the evaluators underlined that community sustainability should be included in project sustainability assessments as a component equal to economic and financial sustainability.

Bilateral Outcome: Enhanced collaboration between beneficiary and donor state entities involved in the programme

Results

From the beginning of the program "Local Development and Poverty Reduction, bi-lateral collaboration between beneficiary and donor state entities was hampered by Covid-19 pandemic for the whole programme. Still, from 2022 and forward, various bi-lateral activities were implemented. Estonian experts participated at numerous networking seminars related to program policy areas - cultural heritage, public health, children, domestic violence. Although finding partners was quite impossible in years 2020 and 2021 and the Programme Operator did not make donor project partnerships obligatory for all projects, then altogether, there were 17 projects had official partnerships with organisations (and in a few cases also individual experts) with donor country organisations. Along the way (new and) thriving partnerships developed, e.g. Viljandi Hospital with FACT Gamle Oslo as well as Estonian local governments with Stavanger, Agder and Møre og Romsdal regions in Norway (in the area of integrated educational support services). As an established partner already, Estonian Social Insurance Board teamed up with Norwegian centre for violence and traumatic stress studies (NKVTS) to fight domestic and gender-based violence as well as with Norwegian Mediation Service (Sekretariatet for Konfliktradene) to develop a mediation model and training system. University of Tartu and University of South-Eastern Norway worked tightly together on the issue of increasing physical activity of children, exchanging also doctoral students and publishing scientific articles together on the subject. Project promoters also appreciated the bi-lateral cooperation in cultural heritage protection component with Riksantikvaren leading the cooperation and Fredrikstad and Oslo og Akershus communes included.

Donor Programme Partners – Norwegian Directorate of Health, Norwegian Institute of Public Health and Norwegian Directorate for Cultural Heritage were actively participating in the steering of the programme. Cooperation Committee meetings took place twice a year with several project visits and in-depth discussions with the partners. The donor partners were very active about bi-lateral relations and creating bi-lateral partnerships between Estonian and donor country organisations. The Norwegian Directorate of Cultural Heritage invested greatly to finding solutions in regard to complications with renovation of buildings and the Norwegian Directorate of Health facilitated essential contacts for potential partnerships. All in all, all donor partners as well as Financial Mechanism Office LOCALDEV sector officer and Royal Norwegian Embassy in Estonia contributed greatly to the enhancement of bi-lateral cooperation as well as to the success of the programme on the whole.

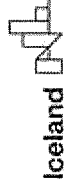
Challenges and Lessons Learned

As said, main challenges in bi-lateral cooperation were caused by Covid-19 pandemic that locked the world down for approx. 2 years on and off. This hindered to find and form (new) partnerships with people and organisations in other countries. The cognition and commitment of potential partners would not supposedly be as strong through virtual channels as common ground and human connection found through in-person interaction. But with the world opening up again in year 2022, the bi-lateral contacts and initiatives started to gather strength again. In years 2023 and 2024, bi-lateral communication with organisations in Norway and somewhat in Iceland was close and inspiring for the counterparts.

Internally, no substantial challenges were identified between donor country partners and beneficiary country partners. When partnerships were already formed, then they were substantive and fruitful. Vast majority of partnerships were formed with organizations in Norway with a few Icelandic partners, while there were unfortunately no partners from the Principality of Liechtenstein.

IRREGULARITIES

Case Id	Reporting level	Nature of irregularity	Case opened	Status	Estimated final input to the FMO for cases not closed	Decision	Amount of financial correction
<u>IR 28</u>	EE-LOCALDEV-0004	Deviation from programme agreement	21/05/2020	Closed	-	Irregularity remedied. No further action needed.	-
<u>IR 47</u>	EE-LOCALDEV	Deviation from public procurement rules/principles	15/01/2021	Closed	-	Irregularity remedied. No further action needed.	€ 42.70
<u>IR 75</u>	EE-LOCALDEV	Error in financial report	25/10/2021	Closed	-	Irregularity remedied. No further action needed.	-
<u>IR 209</u>	EE-LOCALDEV-0007	Deviation from public procurement rules/principles	17/01/2023	Closed	-	Project grant amount reduced. Amount linked to irregularity paid back/deducted from payment.	€ 2,991.90
<u>IR 239</u>	EE-LOCALDEV-0043	Deviation from public procurement rules/principles	04/05/2023	Ongoing	08.2024	-	€ 1,960.00
<u>IR 360</u>	EE-LOCALDEV-0045	Deviation from project contract	08/07/2024	Ongoing	11.2024	-	€ 1,487.58



SUMMARY OF PROJECTS

		Number of projects contracted	Number of projects completed	Project grant contracted (EEA/Norway Grant + national co-financing)	Project grant incurred (EEA/Norway Grant + national co-financing)	Project Eligible Expenditure contracted (Includes project co-financing)	Project Eligible Expenditure incurred (Includes project co-financing)
Outcome 1: Enhanced wellbeing of children and youth	Pre-defined	3	3	€ 5,384,423.00	€ 5,305,592.54	€ 5,305,592.54	€ 5,305,592.54
	Contracted through open calls	8	7	€ 3,283,379.27	€ 2,432,859.05	€ 2,351,510.87	€ 2,564,748.07
	Contracted through small grants scheme	20	18	€ 2,546,601.02	€ 2,292,843.89	€ 7,439,242.44	€ 2,320,508.82
	Total Outcome 1	31	28	€ 11,214,403.29	€ 10,031,295.48	€ 15,096,345.85	€ 10,190,849.43
Outcome 2: Reduced domestic and gender-based violence and gender inequalities	Pre-defined	2	2	€ 735,000.00	€ 665,078.22	€ 665,078.22	€ 665,078.22
	Contracted through open calls	1	1	€ 200,000.00	€ 188,274.55	€ 210,197.73	€ 209,193.94
	Contracted through small grants scheme	3	3	€ 162,249.63	€ 159,472.49	€ 177,289.74	€ 177,191.65
	Total Outcome 2	6	6	€ 1,097,249.63	€ 1,012,825.26	€ 1,052,565.69	€ 1,051,463.81
Outcome 3: Improved quality of integrated services and public health interventions at local level	Pre-defined	3	3	€ 4,025,895.92	€ 3,651,940.25	€ 4,042,146.38	€ 4,097,601.75
	Contracted through open calls	2	2	€ 493,602.92	€ 398,611.96	€ 456,317.15	€ 456,317.15
	Contracted through small	0	0	€ 0.00	€ 0.00	€ 0.00	€ 0.00

	grants scheme									
Outcome 4: Historic town centres revitalised through heritage-based local development	Total Outcome 3	5	5	€ 4,519,498.84	€ 4,050,552.21	€ 4,498,463.53	€ 4,553,918.90			
	Pre- defined	1	1	€ 448,900.00	€ 388,973.50	€ 388,973.50	€ 388,973.50			
	Contracte d through open calls	7	6	€ 3,635,687.54	€ 3,293,337.02	€ 4,117,882.93	€ 4,534,818.09			
	Contracte d through small grants scheme	0	0	€ 0.00	€ 0.00	€ 0.00	€ 0.00			
Total programme costs (Excluding programme management costs)	Total Outcome 4	8	7	€ 4,084,587.54	€ 3,682,310.52	€ 4,506,856.43	€ 4,923,791.59			
		50	46	€ 20,915,739.30	€ 18,776,983.47	€ 25,154,231.50	€ 20,720,023.73			

FINAL BALANCE

Overview of programme expenditure

Programme area (PA)	Budget Heading	EEA Grants	Norway Grants	Total grant	Programme eligible expenditure	EEA Grants contribution incurred	Norway Grants contribution incurred	Total grant contribution incurred	Programme co-financing incurred	Total eligible expenditure incurred
PA10	Programme management	€ 460,806.00	€ 321,694.00	€ 782,500.00	€ 920,588.24	€ 387,329.88	€ 270,399.47	€ 657,729.35	€ 116,069.89	€ 773,799.24
PA10	Outcome 1: Enhanced wellbeing of children and youth (EEA Grants)	€ 4,785,141.00	-	€ 4,785,141.00	€ 5,629,577.65	€ 3,982,240.27	-	€ 3,982,240.27	€ 702,748.28	€ 4,684,988.55
PA10	Outcome 1: Enhanced wellbeing of children and youth (Norway Grants)	-	€ 4,609,503.00	€ 4,609,503.00	€ 5,422,944.71	-	€ 4,544,360.89	€ 4,544,360.89	€ 801,946.04	€ 5,346,306.93
PA22	Outcome 2: Reduced domestic and gender-based violence and gender inequalities (EEA Grants)	€ 480,616.00	-	€ 480,616.00	€ 565,430.59	€ 461,488.92	-	€ 461,488.92	€ 81,439.22	€ 542,928.14
PA22	Outcome 2: Reduced domestic and gender-based violence and gender inequalities (Norway Grants)	-	€ 399,413.00	€ 399,413.00	€ 469,897.65	-	€ 399,412.55	€ 399,412.55	€ 70,484.57	€ 469,897.12
PA06	Outcome 3: Improved quality of integrated services and public health interventions at local level (EEA Grants)	€ 1,953,326.00	-	€ 1,953,326.00	€ 2,298,030.59	€ 1,879,492.34	-	€ 1,879,492.34	€ 331,675.12	€ 2,211,167.46
PA06	Outcome 3: Improved quality of integrated services and public health interventions at local level (Norway Grants)	-	€ 1,810,482.00	€ 1,810,482.00	€ 2,129,978.82	-	€ 1,563,477.04	€ 1,563,477.04	€ 275,907.71	€ 1,839,384.75
PA14	Outcome 4: Historic town centres revitalised through heritage-based local development (EEA Grants)	€ 2,761,328.00	-	€ 2,761,328.00	€ 3,248,621.18	€ 2,471,113.18	-	€ 2,471,113.18	€ 436,078.80	€ 2,907,191.98
PA14	Outcome 4: Historic town centres revitalised through heritage-based local development (Norway Grants)	-	€ 850,000.00	€ 850,000.00	€ 1,000,000.00	-	€ 658,850.76	€ 658,850.76	€ 116,267.78	€ 775,118.54

Total	10,441,217.0	€	7,991,092.0	€	18,432,309.0	€	21,685,069.4	€	9,181,664.5	€	7,436,500.7	€	16,618,165.3	€	2,932,617.4	€	19,550,782.7	€
	0		0		0		3		9		1		0		1		1	

Description of budget spending

Programme management

All responsibilities carried out. Underspending due to efficient programme management.

Outcome 1: Enhanced wellbeing of children and youth (EEA Grants)

Approx 50% in the sum over 550 000 euros was left unspent due to Education and Youth Board project "Digital Leap in the Field of Youth" (EE-LOCALDEV-0038) ending with partial results.

Outcome 1: Enhanced wellbeing of children and youth (Norway Grants)

Grant support used up almost 100%.

Outcome 2: Reduced domestic and gender-based violence and gender inequalities (EEA Grants)

Grant support used up almost 100%.

Outcome 2: Reduced domestic and gender-based violence and gender inequalities (Norway Grants)

Grant support used up almost 100%.

Outcome 3: Improved quality of integrated services and public health interventions at local level (EEA Grants)

Grant support used up almost 100%.

Outcome 3: Improved quality of integrated services and public health interventions at local level (Norway Grants)

Most of the unspent grant support in the sum of approx. 284 000 euros was generated by pre-defined project on public health competence and capacity of local governments (EE-LOCALDEV-0006; project promoter National Institute for Health Development) due to efficient financial project management.

Outcome 4: Historic town centres revitalised through heritage-based local development (EEA Grants)

Over 338 000 euros of grant support was left unspent due to termination of project "Establishing a community centre for Paide SRIK" (EE-LOCALDEV-0028) without results.

Outcome 4: Historic town centres revitalised through heritage-based local development (Norway Grants)

Approx. 50% of the unspent grant support in the sum of 112 776 euros was earmarked for project "Establishing a community centre for Paide SRIK" (EE-LOCALDEV-0028) that was terminated without results.

Calculation of the final balance

	EEA Grants	Norway Grants	Total
Total reported eligible expenditure of the programme			
Total eligible expenditure incurred	€ 10,801,958.34	€ 8,748,824.37	€ 19,550,782.71
(-) Total (national) programme co-financing incurred (15.00 % rate)	€ 1,620,293.75	€ 1,312,323.66	€ 2,932,617.41
(=) Total grant contribution incurred (85.00 % grant rate)	€ 9,181,664.59	€ 7,436,500.71	€ 16,618,165.30
Amounts to be deducted from the total grant contribution¹			
(-) Total advance and interim payments to the programme from the Donors	€ 9,437,978.02	€ 7,372,259.55	€ 16,810,237.57
(-) Any co-financing from sources other than the Donors/national ²	€ 0.00	€ 0.00	€ 0.00
(-) Total interest earned reported	€ 130,056.14	€ 86,143.13	€ 216,199.27
Final balance			
(=) Final balance payable to the Programme Operator	€ 0.00	€ 0.00	€ 0.00
(=) Final balance payable to the Donors	€ 386,369.57	€ 21,901.97	€ 408,271.54

¹ Any funds reimbursed from Project Promoters to the Programme Operator, not paid to other projects or reimbursed to the FMO (ref. Article 9.4.1(b)(iv) of the Regulation should be reported as negative adjustments in the Financial report for the last reporting period (Annex 1). In this case, such funds will be subtracted from the "Total eligible expenditure incurred" of the programme.

² For example, financing from EU structural funds or other EU sources, from the Swiss contribution, etc. This row includes only the financing incurred during the programme eligibility period.

ANNEXES

*The Annexes are intended **for internal use only** and will not be published.*

Annex 1: Financial report for the last reporting period

	Programme eligible expenditure as per Programme Agreement	Programme eligible expenditure after the flexibility measures have been applied
Programme management	€ 920,588.24	€ 920,588.24
Outcome 1: Enhanced wellbeing of children and youth (EEA Grants)	€ 5,629,577.65	€ 5,629,577.65
Outcome 1: Enhanced wellbeing of children and youth (Norway Grants)	€ 5,422,944.71	€ 5,422,944.71
Outcome 2: Reduced domestic and gender-based violence and gender inequalities (EEA Grants)	€ 565,430.59	€ 565,430.59
Outcome 2: Reduced domestic and gender-based violence and gender inequalities (Norway Grants)	€ 469,897.65	€ 469,897.65
Outcome 3: Improved quality of integrated services and public health interventions at local level (EEA Grants)	€ 2,298,030.59	€ 2,298,030.59
Outcome 3: Improved quality of integrated services and public health interventions at local level (Norway Grants)	€ 2,129,978.82	€ 2,129,978.82
Outcome 4: Historic town centres revitalised through heritage-based local development (EEA Grants)	€ 3,248,621.18	€ 3,248,621.18
Outcome 4: Historic town centres revitalised through heritage-based local development (Norway Grants)	€ 1,000,000.00	€ 1,000,000.00
Total	€ 21,685,069.43	€ 21,685,069.43

Part A - Statement of actual expenditure incurred and interest earned

Incurred expenditure - summary

Start date of incurred expenditure period 01/07/2024

End date of incurred expenditure period 30/04/2025

	Previously incurred expenditure	Incurred this period	Total to date	Total Budget	Available balance
Eligible expenditure	€ 17,169,028.00	€ 2,381,754.71	€ 19,550,782.71	€ 21,685,069.43	€ 2,134,286.72
Financial Mechanisms	€ 14,593,673.81	€ 2,024,491.49	€ 16,618,165.30	€ 18,432,309.00	€ 1,814,143.70
EEA Grants	€ 8,077,393.05	€ 1,104,271.54	€ 9,181,664.59	€ 10,441,217.00	€ 1,259,552.41
Norway Grants	€ 6,516,280.76	€ 920,219.95	€ 7,436,500.71	€ 7,991,092.00	€ 554,591.29
Co-financing	€ 2,575,354.19	€ 357,263.22	€ 2,932,617.41	€ 3,252,760.43	€ 320,143.02

Incurred expenditure - details

Title: Programme management

	Previously incurred expenditure	Incurred this period	Total to date	Budget	Available balance
Eligible expenditure	€ 606,095.03	€ 167,704.21	€ 773,799.24	€ 920,588.24	€ 146,789.00

Brief description of actual expenditure incurred

Costs related to Programme final seminar and Cooperation Committee meeting in Nov 2024, programme external evaluation costs, PO network meeting in Vilnius and Warsaw (public health) as well in Oslo (cultural heritage), commemorative plaque costs for renovated buildings and PO Implementation Agency labour costs.

Eligible expenditures

Eligible expenditure - EUR
€ 167,704.21

Total

€ 167,704.21

Title: Outcome 1: Enhanced wellbeing of children and youth (EEA Grants)

	Previously incurred expenditure	Incurred this period	Total to date	Budget	Available balance
Eligible expenditure	€ 4,313,508.28	€ 371,480.27	€ 4,684,988.55	€ 5,629,577.65	€ 944,589.10

Brief description of actual expenditure incurred for the outcome

The expenditure includes final payments to pre-defined project No 2 and 9, Pärnumaa Vocational Education Centre (career orientation programme) project No 12, projects financed in the area of integrated services to prevent early school leaving (No 42, 43 and 45) as well as a Education and Youth Board smart youth work project No 38.

Eligible expenditures

Project	Eligible expenditure - EUR
EE-LOCALDEV-0002	€ 49,441.99
EE-LOCALDEV-0051	€ 70,480.89
EE-LOCALDEV-0012	€ 12,964.00
EE-LOCALDEV-0038	€ 55,832.09
EE-LOCALDEV-0042	€ 50,479.52
EE-LOCALDEV-0045	€ 60,353.37
EE-LOCALDEV-0043	€ 74,123.89

Adjustments

Project	MM/YYYY adjusted	Eligible expenditure - EUR	Adjustment Type	Description
EE-LOCALDEV-0038	09.2025	€ -1,788.90	Recovery due to irregularity IR 530	Amount of the expenditure wrongfully incurred due to the irregularity. The financial correction rate applicable to the expenses of Concept Production OÜ is 5% and to the expenses of OÜ Staarkana and Continuum is 25%. The final sum of ineligible costs and reimbursement is EUR 1 788,90 (EEA

				grants EUR 1 520,58, national co-financing EUR 268,32).
EE-LOCALDEV-0042	09.2025	€ -406.58	Recovery due to irregularity IR 529	Amount of the expenditure wrongfully incurred due to the irregularity. It is proportionate to apply a 5% financial correction rate. The violation concerns expenditure lines No 136 and 140, totalling 8,131.50 euros, of which 406,58 euros (EEA Grants EUR 345,59, national co-financing EUR 60,99) are ineligible.

Total

€ 371,480.27

Title: Outcome 1: Enhanced wellbeing of children and youth (Norway Grants)

	Previously incurred expenditure	Incurred this period	Total to date	Budget	Available balance
Eligible expenditure	€ 5,027,139.15	€ 319,167.78	€ 5,346,306.93	€ 5,422,944.71	€ 76,637.78

Brief description of actual expenditure incurred for the outcome

The expenditure includes final payments to pre-defined project No 1 as well as restorative justice projects financed through the small grant scheme (projects No 47 and 50).

Eligible expenditures

Project	Eligible expenditure - EUR
EE-LOCALDEV-0001	€ 346,446.85
EE-LOCALDEV-0047	€ 2,760.06
EE-LOCALDEV-0050	€ 6,139.29

Adjustments

Project	MM/YYYY adjusted	Eligible expenditure - EUR	Adjustment Type	Description
EE-LOCALDEV-0023	10.2024	€ -33,876.75	Return of unspent funds	
EE-LOCALDEV-0023	01.2025	€ -2,301.67	Irregularity not reported yet	

Total

€ 319,167.78

Title: Outcome 2: Reduced domestic and gender-based violence and gender inequalities (EEA Grants)

	Previously incurred expenditure	Incurred this period	Total to date	Budget	Available balance
Eligible expenditure	€ 446,194.55	€ 96,733.59	€ 542,928.14	€ 565,430.59	€ 22,502.45

Brief description of actual expenditure incurred for the outcome

The expenditure includes final payments to pre-defined project No 3 as well as to SGS project No 09.

Eligible expenditures

Project	Eligible expenditure - EUR
EE-LOCALDEV-0003	€ 87,823.60
EE-LOCALDEV-0009	€ 8,909.99

Total

€ 96,733.59

Title: Outcome 2: Reduced domestic and gender-based violence and gender inequalities (Norway Grants)

Brief description of actual expenditure incurred for the outcome

Activity finished. No payments made.

Title: Outcome 3: Improved quality of integrated services and public health interventions at local level (EEA Grants)

	Previously incurred expenditure	Incurred this period	Total to date	Budget	Available balance
Eligible expenditure	€ 2,052,671.03	€ 158,496.43	€ 2,211,167.46	€ 2,298,030.59	€ 86,863.13

Brief description of actual expenditure incurred for the outcome

The expenditure includes final payment to pre-defined project No 5.

Eligible expenditures

Project	Eligible expenditure - EUR
EE-LOCALDEV-0005	€ 158,496.43

Total

€ 158,496.43

Title: Outcome 3: Improved quality of integrated services and public health interventions at local level (Norway Grants)

	Previously incurred expenditure	Incurred this period	Total to date	Budget	Available balance
Eligible expenditure	€ 1,620,511.49	€ 218,873.26	€ 1,839,384.75	€ 2,129,978.82	€ 290,594.07

Brief description of actual expenditure incurred for the outcome

The expenditure includes final payments to pre-defined projects No 6 and 7.

Eligible expenditures

Project	Eligible expenditure - EUR
EE-LOCALDEV-0006	€ 179,722.83
EE-LOCALDEV-0007	€ 39,150.43

Total

€ 218,873.26

Title: Outcome 4: Historic town centres revitalised through heritage-based local development (EEA Grants)

	Previously incurred expenditure	Incurred this period	Total to date	Budget	Available balance
Eligible expenditure	€ 2,333,518.51	€ 573,673.47	€ 2,907,191.98	€ 3,248,621.18	€ 341,429.20

Brief description of actual expenditure incurred for the outcome

Final payments to renovation projects No 27, 32 and 33.

Eligible expenditures

Project	Eligible expenditure - EUR
EE-LOCALDEV-0032	€ 470,037.57
EE-LOCALDEV-0027	€ 82,031.98
EE-LOCALDEV-0033	€ 22,395.65

Adjustments

Project	MM/YYYY adjusted	Eligible expenditure - EUR	Adjustment Type	Description
EE-LOCALDEV-0030	04.2024	€ -791.73	Other	correction between EEA and NOR Grants

Total

€ 573,673.47

Title: Outcome 4: Historic town centres revitalised through heritage-based local development (Norway Grants)

	Previously incurred expenditure	Incurred this period	Total to date	Budget	Available balance
Eligible expenditure	€ 299,492.84	€ 475,625.70	€ 775,118.54	€ 1,000,000.00	€ 224,881.46

Brief description of actual expenditure incurred for the outcome

Final payments to renovation projects No 27, 31, 32 and 33.

Eligible expenditures

Project	Eligible expenditure - EUR
EE-LOCALDEV-0032	€ 166,512.13
EE-LOCALDEV-0027	€ 119,054.04
EE-LOCALDEV-0031	€ 70,877.47
EE-LOCALDEV-0033	€ 118,390.33

Adjustments

Project	MM/YYYY adjusted	Eligible expenditure - EUR	Adjustment Type	Description
EE-LOCALDEV-0030	04.2024	€ 791.73	Other	correction between EEA and NOR Grants

Total

€ 475,625.70

Interest Earned

Interest generated on accounts established by the Programme Operator for funds intended for regranting for 2024

EEA Grants	Norway Grants	Total
€ 76,012.51	€ 48,328.93	€ 124,341.44

Interest generated on accounts established by the Programme Operator for funds intended for regranting for 2025 (from 1 January until the submission of the Final Programme Report or until an earlier date if reporting until the Final Programme Report date is not possible)³

³ In line with Article 9.4.5 of the Regulations, any interest earned on the bank account of the Programme Operator between the date of the Final Programme Report and the reimbursement date (i.e. final balance payment either to the Donors or to the Beneficiary State) will also be included in the reimbursement. The FMO will contact the Certifying Authority before making the payment or issuing a debit note to request information on the remaining amount of the accumulated interest.

The date until which the interest is reported for 2025: 30/04/2025

EEA Grants	Norway Grants	Total
€ 7,555.67	€ 4,623.54	€ 12,179.21

Cumulative Interest generated on accounts established by the Programme Operator for funds intended for regranting

EEA Grants	Norway Grants	Total
€ 130,056.14	€ 86,143.13	€ 216,199.27

Comments

Interest-bearing bank accounts for the programme have been established by CA.

Programme Operator

Full legal name: Ministry of Social Affairs - Estonia (EE)

Programme Operator signature

I certify that I am duly authorised to sign this financial report for the last reporting period and the final balance of the programme. I have thoroughly reviewed the actual expenditure incurred declared in Part A and the calculation of the final balance of the programme, and confirm that the information provided is accurate. I confirm that this programme is carried out as described in the Programme Agreement and that the incurred expenditure is correctly represented.

Overall implementation status (including milestones):

Programme has been successfully finished and final payments have been made to all projects.

Out of 50 projects, one in Outcome 4 was terminated without achieving results (EE-LOCALDEV-0028) and one project in Outcome 1 with partial results (EE-LOCALDEV-0038); other projects have arrived to most results planned, some projects, e.g. PDP 1, PDP 2 and PDP 5, can be brought out as projects with excellent results.

Programme final seminar was held on Nov 6, 2024 in Tallinn.


Additionally, external final evaluation of the programme has been carried out and the evaluation report has been published.

Question	Answer	Comment
Management and control systems of the Programme Operator set up fulfilling the general principles set out in the Regulation and approved by the National Focal Point (Art 5.7)	Yes	Management and control systems of the Programme Operator have been audited and approved by the Auditing Authority in July 2019.
Separate interest-bearing bank accounts dedicated to the funds intended for regranting established and maintained (Art 5.6.1 (m))	N/A	No interest earned. Interest-bearing bank accounts for the programme have been established by CA.
Information and publicity obligations fulfilled (Art 3.3)	Yes	Communication strategy was in place and approved by the FMO. Programme had/has a dedicated web-site both in Estonian and English languages. All open calls were published in a national newspaper, web-sites of the programme and Implementing Agency; the launch of calls also included a press release and information distribution via Facebook EEA and Norway Grants Estonia web-page as well as directly targeting potential target group organisations. Summaries of all financed projects are put up at the web-site of the programme in addition to the projects' own web-sites.

Monitoring and verifications conducted to ensure quality and/or regularity of implementation (Art 5.6.1 (g) and Art 5.6.2)	Yes	System and regularity of verification payment claims was established (every 3 months) and was carried out as projects progressed.
Annual monitoring of a sample of projects conducted (Art 5.6.1 (ii))	Yes	Sample based monitoring of selected projects (on-the-spot checks as well as random checks on events like trainings, meetings, information days, seminars, supervisions, roundtables, etc.) was implemented. All financed projects have had at least one separate monitoring visit during the implementation period of the programme.
Project-specific statistical data is entered and up to date in the reporting database (Art 5.6.1 (s))	Yes	The statistical data of all open calls and financed projects have been entered into GRaCE.
Special conditions and Programme-specific rules set out in the programme agreement fulfilled (Art 5.6.1 (x))	Yes	Pre-eligibility conditions set for PDPs in Annex I of the PA were fulfilled for all PDPs No 1-9. For PDP No 4 the PO's responsibilities regarding the verification of payment claims and the verification of project outputs was externalised via procurement and was carried out by an independent and unrelated party KPMG Baltics Ltd.
All irregularities, their investigation and any remedies taken reported (Art 5.6.1 (v))	Yes	Irregularities have been investigated by the PO Implementing Agency and Certifying Authority and have been reported by the Irregularity Authority.

For the Programme Operator

Signed in Tallinn on 29.12.25



Ms Nele Labi
Deputy Secretary General on Innovation Affairs
Ministry of Social Affairs of Estonia

Certification of actual expenditure incurred and co-financing

Start date of incurred expenditure period	01/07/2024
End date of incurred expenditure period	30/04/2025
Actual expenditure incurred this period	€ 2,381,754.71
Co-financing committed to date	€ 2,932,617.41
Co-financing for incurred expenditure paid	€ 2,932,617.41
Interest earned 2024	€ 124,341.44
Interest earned 2025	€ 12,179.21

In relation to the Financial report for the last reporting period and the calculation of the final balance of the programme, the Certifying Authority hereby certifies that:

- (i) the summary of eligible expenditure submitted by the Programme Operator is in full conformity with the supporting documents;
- (ii) the supporting documents have been examined and found to be authentic, correct and accurate;
- (iii) the summary of eligible expenditure is based on verifiable accounting which complies with generally accepted accounting principles and methods;
- (iv) the summary of eligible expenditure falls within eligible expenditure under the Regulation for the implementation of the EEA / Norwegian Financial Mechanisms 2014-2021;
- (v) the summary of expenditure is incurred as part of the implementation of the Programme in accordance with the Programme Agreement;
- (vi) sufficient audit trail exists;
- (vii) co-financing committed to date has been made available;
- (viii) co-financing in relation to incurred expenditure has been paid;
- (ix) when relevant, that the interest earned at Programme Operator account is correct.

For the Certifying Authority

Signed in on

.....

Annex 2: Communications

Best projects

Project title	Project code	Project promoter	Confirm the PLI is updated in GrACE
Specialised juvenile justice approach established	EE- <u>LOCALDEV</u> -0001	Ministry of Justice of Estonia (MoJ EE)	Yes
Increasing physical activity of schoolchildren	EE- <u>LOCALDEV</u> -0005	Tartu University (EE)	Yes
Establishment of a renewed family mediation system	EE- <u>LOCALDEV</u> -0002	Estonian Social Insurance Board (EE)	Yes
Developing an integrated service model to prevent early school leaving in Lääne-Viru county	EE- <u>LOCALDEV</u> -0039	Lääne-Viru Association of Local Authorities (EE)	Yes
Holistic lifestyle centre (Tolli str 4, Kuressaare)	EE- <u>LOCALDEV</u> -0030	Holisticum Ltd (EE)	Yes

Communication activities

Programme web-site gives up to date information both in Estonian and in English at <https://sm.ee/en/eea-and-norway-grants-0>. Information of all calls for proposals as well as all financed projects are put up at the web-site of the programme in addition to Programme Operator Implementing Agency's web-site at <https://rtk.ee/toetusfondid-ja-programmid/teised-programmid/euroopa-majanduspiirkonna-ja-norra-toetused#rtk-rakendatavad-meetmed> and the projects' own web-sites.

All major milestones achieved and articles for general public will be constantly distributed in a Facebook page "EEA and Norway Grants in Estonia".

Project stories

20

Media coverage

Educational support services in education:

* Developing a cooperation model in Ida-Harju region to prevent and intervene in early school leaving - Omaalitsuste ühisprojekti laste-noorte juhtumikorraldajad - Sõnumitooja

* Integrated services to prevent early school leaving in Võru county - Võrumaa otsis lahendusi, kuidas ennetada õpilaste koolist väljalangemist

* Integrated services to prevent early school leaving in Võru county - HARIDUSMAASTIKU ÜMBERKORRALDUSTE TUULES: Lõimimise võimalikkusest hariduselus Võru maakonna projektikogemuse näitel

Heritage protection and renovation of cultural heritage buildings:

* Renovation of the Museum of Mr Evald Okas - Põhjalikult renoveeritud Evald Okase muuseum avatakse taas 21. juulil – Läänlane.ee

* Renovation of the Museum of Mr Evald Okas - [Haapsalus taasavati Evald Okase muuseum | Eesti | ERR](#)

* Renovation of Kuressaare Port Storehouse (clip from TV Kanal2 show "Estonia full of Experiences")
- [Facebook](#)

Children's physical activity (project promoter University of Tartu):

* [Noored kutsuvad liikuma | Lastekraan | ERR](#)

* [#OurStories Video | Facebook](#)

Website and social media

Link to programme website		Total number of page views in the reporting year 2024	
https://www.sm.ee/eea-and-norway-grants		65	
Platform	Specific link or handle for the account	Number of posts published in the reporting year 2024	Number of followers
Facebook	https://www.facebook.com/EEANorwayGrantsEstonia	21	765
LinkedIn	https://www.linkedin.com/pulse/estonia-motion-gudrun-d-gudmundsdottir-li...	1	204
YouTube	https://www.youtube.com/watch?v=COq6Y0nqZyA&list=PLhCveV65Tc0AfJSNkhbsP_u...	1	537

Visuals

Outcome 4 project "Historic town centres revitalised through heritage-based local development" (project promoter National Heritage Board)

- Short videos „Vibrant old towns“ (5 videos)
<https://www.youtube.com/@muinsuskaitseamet4539/playlists>
- Brochures „Vibrant Old Towns“ [Trükised | Muinsuskaitseamet](#) (choose tab "Sarja "Elav vanalinn" trükised")
- Walking maps of historic town Centres of Paide, Lihula, Viljandi, Haapsalu, Pärnu, Kuressaare, Rakvere, Valga and Võru [Trükised | Muinsuskaitseamet](#) (choose tab „Sarja "Elav vanalinn" jalutuskaidid")

Outcome 3 project "Increasing physical activity of schoolchildren" (project promoter University of Tartu)

- Educational youtube channel of Schools in Motion
<https://www.youtube.com/@LiikumaKutsuvKool/playlists>

Outcome 1 project “Specialised juvenile justice approach established” (project promoter Ministry of Justice)

- Educational youtube channel of restorative justice <https://www.youtube.com/watch?v=DFTjInFf1pY&list=PL5ryenLAX4rtSjDemyHrUskxHRKZwUqEO>

Outcome 1 project “Establishment of a renewed family mediation system” (project promoter Social Insurance Board)

- What is family mediation? (in EST, RUS, ENG)
https://www.youtube.com/watch?v=QxafV_vmkoo and shorter version
<https://www.youtube.com/watch?v=T4TQn-wZC4A>
- Engaging children in family mediation (in EST, RUS, ENG)
https://www.youtube.com/watch?v=HLAfMq_TYGI
- Separation of a child (in EST, RUS, ENG)
<https://www.youtube.com/watch?v=gD5pvuek9fg>
- National family mediation service (in EST, RUS)
<https://www.youtube.com/watch?v=54QO8N-o4ww>

Outcome 3 project “Development of evaluation models and handling system for chronically mentally ill patients” (project promoter Viljandi Hospital)

- Overview video of Viljandi Hospital Psychiatric Clinic and mobile out-patient psychiatric coercive treatment <https://www.youtube.com/watch?v=Cy1UN7V8Fno>

Outcome 3 project “Increasing public health competence and capacity of local governments” (project promoter National Institute for Health Development)

- Obesity tool “Adventure Box” for kindergarten kids (in Estonian “Seikluste laegas”):
<https://www.youtube.com/watch?v=WctxU3qzG7I>

Annex 3: Evaluation report

Title	Date of report	Website link to the evaluation	Upload a copy of the report
Programme evaluation report	31/01/2025	https://www.rtk.ee/toetused-ja-taotle...	Lõpparuanne Kohalik areng ja vaesuse vähendamine.pdf
Programme evaluation report factsheet	31/01/2025	https://www.rtk.ee/toetused-ja-taotle...	LOCALDEV factsheet ENG.pdf

Annex 4: Final results

Objective: Strengthened social and economic cohesion € 21,685,069.43 € 19,550,782.71									
Outcome 1: Enhanced wellbeing of children and youth									
Indicator	Unit of measurement	Baseline value	Previous achievement value	Achievements until end of the programme			Target value	Briefly comment on significant differences between achievement values and target values	
				Numerator	Denominator	Achievement value			
Share of educational institutions involved in programme activities reporting increased coordination of local level integrated support services	Percentage	N/A	-	11	33	33.33 %	70.00 %	Statement in the national survey was: "The school and various non-school specialists, including police officers, counselors, doctors, psychologists, youth workers, etc., cooperate well in supporting children with special educational needs." Achieved value of 33% is higher than the value of educational institutions in municipalities not involved in programme activities, i.e. 20%. Overall, the teachers' satisfaction regarding coordination decreased 7%.	
Share of youth reporting readiness to continue studies or enter the labour market after using the services provided via this programme	Percentage	N/A	79.67 % (APR 2023)	580	658	88.15 %	50.00 %	-	
National prevalence of juvenile offending (self-reported)	Percentage	18.00 %	-	473	3,849	12.29 %	16.00 %	The indicator is based on the results of the International Self-Reported Delinquency Study (ISRD). If we take as a basis the sample (8th-9th grades 2012 and 2014) that overlaps with the previous scientific study "Study of Youth Deviant Behavior in Estonia" (ISRD-3), then the level of juvenile delinquencies based on the results of the 2023 ISRD-4 study is 12% (i.e. the level of self-reported delinquencies among 8th-9th grade students during the year prior to the survey).	
Share of sentenced juvenile offenders receiving special juvenile measures instead of punishment	Percentage	16.00 %	64.00 % (APR 2023)	113	133	84.96 %	30.00 %	Most recent statistics of punishment alternatives from the e-files of court decisions system to 0-17-year-olds in 2023 is: sentences (financial penalty, arrest, conditional imprisonment) to 20 minors, alternatives applied to 113 minors. There is probably some overlap (alternatives along with punishment, e.g. conditional	



Iceland

Liechtenstein
Norway grantsNorway
grants


|--|--|--|--|--|--|--|--|--|--|--|--|--|--|--|--|--|--|--|--|--|--|--|--|--|--|--|--|--|--|--|--|--|--|--|--|--|--|--|--|--|--|--|--|--|--|--|--|--|--|--|--|--|--|--|--|--|--|--|--|--|--|--|--|--|--|--|--|--|--|--|--|--|--|--|--|--|--|--|--|--|--|--|--|--|--|--|--|--|--|--|--|--|--|--|--|--|--|--|--|--|--|--|--|--|--|--|--|--|--|--|--|--|--|--|--|--|--|--|--|--|--|--|--|--|--|--|--|--|--|--|--|--|--|--|--|--|--|--|--|--|--|--|--|--|--|--|--|--|--|--|--|--|--|--|--|--|--|--|--|--|--|--|--|--|--|--|--|--|--|--|--|--|--|--|--|--|--|--|--|--|--|--|--|--|--|--|--|--|--|--|--|--|--|--|--|--|--|--|--|--|--|--|--|--|--|--|--|--|--|--|--|--|--|--|--|--|--|--|--|--|--|--|--|--|--|--|--|--|--|--|--|--|--|--|--|--|--|--|--|--|--|--|--|--|--|--|--|--|--|--|--|--|--|--|--|--|--|--|--|--|--|--|--|--|--|--|--|--|--|--|--|--|--|--|--|--|--|--|--|--|--|--|--|--|--|--|--|--|--|--|--|--|--|--|--|--|--|--|--|--|--|--|--|--|--|--|--|--|--|--|--|--|--|--|--|--|--|--|--|--|--|--|--|--|--|--|--|--|--|--|--|--|--|--|--|--|--|--|--|--|--|--|--|--|--|--|--|--|--|--|--|--|--|--|--|--|--|--|--|--|--|--|--|--|--|--|--|--|--|--|--|--|--|--|--|--|--|--|--|--|--|--|--|--|--|--|--|--|--|--|--|--|--|--|--|--|--|--|--|--|--|--|--|--|--|--|--|--|--|--|--|--|--|--|--|--|--|--|--|--|--|--|--|--|--|--|--|--|--|--|--|--|--|--|--|--|--|--|--|--|--|--|--|--|--|--|--|--|--|--|--|--|--|--|--|--|--|--|--|--|--|--|--|--|--|--|--|--|--|--|--|--|--|--|--|--|--|--|--|--|--|--|--|--|--|--|--|--|--|--|--|--|--|--|--|--|--|--|--|--|--|--|--|--|--|--|--|--|--|--|--|--|--|--|--|--|--|--|--|--|--|--|--|--|--|--|--|--|--|--|--|--|--|--|--|--|--|--|--|--|--|--|--|--|--|--|--|--|--|--|--|--|--|--|--|--|--|--|--|--|--|--|--|--|--|--|--|--|--|--|--|--|--|--|--|--|--|--|--|--|--|--|--|--|--|--|--|--|--|--|--|--|--|--|--|--|--|--|--|--|--|--|--|--|--|--|--|--|--|--|--|--|--|--|--|--|--|--|--|--|--|--|--|--|--|--|--|--|--|--|--|--|--|--|--|--|--|--|--|--|--|--|--|--|--|--|--|--|--|--|--|--|--|--|--|--|--|--|--|--|--|--|--|--|--|--|--|--|--|--|--|--|--|--|--|--|--|--|--|--|--|--|--|--|--|--|--|--|--|--|--|--|--|--|--|--|--|--|--|--|--|--|--|--|--|--|--|--|--|--|--|--|--|--|--|--|--|--|--|--|--|--|--|--|--|--|--|--|--|--|--|--|--|--|--|--|--|--|--|--|--|--|--|--|--|--|--|--|--|--|--|--|--|--|--|--|--|--|--|--|--|--|--|--|--|--|--|--|--|--|--|--|--|--|--|--|--|--|--|--|--|--|--|--|--|--|--|--|--|--|--|--|--|--|--|--|--|--|--|--|--|--|--|--|--|--|--|--|--|--|--|--|--|--|--|--|--|--|--|--|--|--|--|--|--|--|--|--|--|--|--|--|--|--|--|--|--|--|--|--|--|--|--|--|--|--|--|--|--|--|--|--|--|--|--|--|--|--|--|--|--|--|--|--|--|--|--|--|--|--|--|--|--|--|--|--|--|--|--|--|--|--|--|--|--|--|--|--|--|--|--|--|--|--|--|--|--|--|--|--|--|--|--|--|--|--|--|--|--|--|--|--|--|--|--|--|--|--|--|--|--|--|--|--|--|--|--|--|--|--|--|--|--|--|--|--|--|--|--|--|--|--|--|--|--|--|--|--|--|--|--|--|--|--|--|--|--|--|--|--|--|--|--|--|--|--|--|--|--|--|--|--|--|--|--|--|--|--|--|--|--|--|--|--|--|--|--|--|--|--|--|--|--|--|--|--|--|--|--|--|--|--|--|--|--|--|--|--|--|--|--|--|--|--|--|--|--|--|--|--|--|--|--|--|--|--|--|--|--|--|--|--|--|--|--|--|--|--|--|--|--|--|--|--|--|--|--|--|--|--|--|--|--|--|--|--|--|--|--|--|--|--|--|--|--|--|--|--|--|--|--|--|--|--|--|--|--|--|--|--|--|--|--|--|--|--|--|--|--|--|--|--|--|--|--|--|--|--|--|--|--|--|--|--|--|--|--|--|--|--|--|--|--|--|--|--|--|--|--|--|--|--|--|--|--|--|--|--|--|--|--|--|--|--|--|--|--|--|--|--|--|--|--|--|--|--|--|--|--|--|--|--|--|--|--|--|--|--|--|--|--|--|--|--|--|--|--|--|--|--|--|--|--|--|--|--|--|--|--|--|--|--|--|--|--|--|--|--|--|--|--|--|--|--|--|--|--|--|--|--|--|--|--|--|--|--|--|--|--|--|--|--|--|--|--|--|--|--|--|--|--|--|--|--|--|--|--|--|--|--|--|--|--|--|--|--|--|--|--|--|--|--|--|--|--|--|--|--|--|--|--|--|--|--|--|--|--|--|--|--|--|--|--|--|--|--|--|--|--|--|--|--|--|--|--|--|--|--|--|--|--|--|--|--|--|--|--|--|--|--|--|--|--|--|--|--|--|--|--|--|--|--|--|--|--|--|--|--|--|--|--|--|--|--|--|--|--|--|--|--|--|--|--|--|--|--|--|--|--|--|--|--|--|--|--|--|--|--|--|--|--|--|--|--|--|--|--|--|--|--|--|--|--|--|--|--|--|--|--|--|--|--|--|--|--|--|--|--|--|--|--|--|--|--|--|--|--|--|--|--|--|--|--|--|--|--|--|--|--|--|--|--|--|--|--|--|--|--|--|--|--|--|--|--|--|--|--|--|--|--|--|--|--|--|--|--|--|--|--|--|--|--|--|--|--|--|--|--|--|--|--|--|--|--|--|--|--|--|--|--|--|--|--|--|--|--|--|--|--|--|--|--|--|--|--|--|--|--|--|--|--|--|--|--|--|--|--|--|--|--|--|--|--|--|--|--|--|--|--|--|--|--|--|--|--|--|--|--|--|--|--|--|--|--|--|--|--|--|--|--|--|--|--|--|--|--|--|--|--|--|--|--|--|--|--|--|--|--|--|--|--|--|--|--|--|--|--|--|--|--|--|--|--|--|--|--|--|--|--|--|--|--|--|--|--|--|--|--|--|--|--|--|--|--|--|--|--|--|--|--|--|--|--|--|--|--|--|--|--|--|--|--|--|--|--|--|--|--|--|--|--|--|--|--|

imprisonment + behavior control), but in proportions still gives an adequate picture. 133 judgments were made, of which 15% were punishments and 85% were punishment alternatives.

The piloting of the service took off quite well and exceeded the expectations a lot.

Norway Grants	-	-	144	-	-	144	-	-
Gender								
Female	-	-	131	-	-	131	-	-
Male	-	-	13	-	-	13	-	-
Not specified	-	-	0	-	-	0	-	-
Output 1.2: Restorative justice measures for youth developed								
Indicator	Unit of measurement	Baseline value	Previous achievement value	Achievements until end of the programme		Target value		Briefly comment on significant differences between achievement values and target values
				Numerator	Denominator			
Number of restorative justice awareness raising campaigns carried out	Cumulative number	0	14 (IFR 2024)	-	-	14	2	8 projects financed, all with their different awareness raising activities.
Financial Mechanism								
EEA Grants	-	-	0	-	-	0	-	-
Norway Grants	-	-	14	-	-	14	-	-
Number of restorative justice initiatives developed in criminal justice system, schools or wider	Cumulative number	0	17 (IFR 2024)	-	-	17	3	-
Number of restorative justice trainers trained	Cumulative number	0	31 (IFR 2024)	-	-	31	10	-
Financial Mechanism								
EEA Grants	-	-	0	-	-	0	-	-
Norway Grants	-	-	31	-	-	31	-	-
Gender								
Female	-	-	28	-	-	28	-	-
Male	-	-	3	-	-	3	-	-
Not specified	-	-	0	-	-	0	-	-
Output 1.3: Youth offender mediation volunteer system established								
Indicator	Unit of measurement	Baseline value	Previous achievement value	Achievements until end of the programme		Target value		Briefly comment on significant differences between achievement values and target values
				Numerator	Denominator			
Number of prospective volunteers trained in youth offender-related mediation	Cumulative number	0	131 (IFR 2024)	-	-	131	70	8 projects financed, all with their awareness raising activities.
Output 1.4: Family mediation system established								

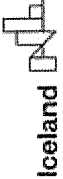
Indicator	Unit of measurement	Baseline value	Previous achievement value	Achievements until end of the programme			Target value	Briefly comment on significant differences between achievement values and target values
				Numerator	Denominator	Achievement value		
Number of family mediators trained to offer qualified mediation service	Cumulative number	0	56 (IFR 2024)	-	-	56	40	-
<i>Financial Mechanism</i>								
EEA Grants	-	-	56	-	-	56	-	-
Norway Grants	-	-	0	-	-	0	-	-
<i>Gender</i>								
Female	-	-	51	-	-	51	-	-
Male	-	-	5	-	-	5	-	-
Not specified	-	-	0	-	-	0	-	-
Number of family mediators trained to offer qualified mediation service in Russian-speaking minority	Cumulative number	0	30 (IFR 2024)	-	-	30	20	-
<i>Financial Mechanism</i>								
EEA Grants	-	-	30	-	-	30	-	-
Norway Grants	-	-	0	-	-	0	-	-
<i>Gender</i>								
Female	-	-	28	-	-	28	-	-
Male	-	-	2	-	-	2	-	-
Not specified	-	-	0	-	-	0	-	-
Output 1.5: Models for the provision of local-level integrated services developed								
Indicator	Unit of measurement	Baseline value	Previous achievement value	Achievements until end of the programme			Target value	Briefly comment on significant differences between achievement values and target values
				Numerator	Denominator	Achievement value		
Number of locally defined models for integrated services provision developed	Cumulative number	0	23 (IFR 2024)	-	-	23	15	-
Number of professional staff trained	Cumulative number	0	991 (IFR 2024)	-	-	991	150	Six projects covered 6 different regions of Estonia.
<i>Financial Mechanism</i>								
EEA Grants	-	-	991	-	-	991	-	-
Norway Grants	-	-	0	-	-	0	-	-
<i>Gender</i>								
Female	-	-	952	-	-	952	-	-



Male	-	-	39	-	-	39	-	-
Not specified	-	-	0	-	-	0	-	-
Output 1.6: Pilots of service chains or tools (programmes) developed to enhance transitions of disadvantaged children and youth across school levels and from education to labour market.								
Indicator	Unit of measurement	Baseline value	Previous achievement value	Achievements until end of the programme		Target value	Briefly comment on significant differences between achievement values and target values	
				Numerator	Denominator			
Number of learners from vulnerable or disadvantaged backgrounds (documented cases) supported	Cumulative number	0	294 (IFR 2024)	-	-	294	75	Six projects covered 6 different regions of Estonia.
Number of innovative local level school transitions service chains or tools (programmes) designed for specific target groups	Cumulative number	0	20 (IFR 2024)	-	-	20	15	-
Output 1.7: Smart solutions in youth work deployed								
Indicator	Unit of measurement	Baseline value	Previous achievement value	Achievements until end of the programme		Target value	Briefly comment on significant differences between achievement values and target values	
				Numerator	Denominator			
Number of specialists who work with young people and children trained to develop applications based on target group needs	Cumulative number	0	261 (IFR 2024)	-	-	261	50	Considerably more local governments were reached (approx. 90% instead of 60% of original target) and therefore more specialists were engaged.
Financial Mechanism								
EEA Grants	-	-	261	-	-	261	-	-
Norway Grants	-	-	0	-	-	0	-	-
Gender								
Female	-	-	250	-	-	250	-	-
Male	-	-	11	-	-	11	-	-
Not specified	-	-	0	-	-	0	-	-
Output 1.8: Development and piloting of transition programmes (i.e. career orientation programmes) for youth at risk from basic education to VET								
Indicator	Unit of measurement	Baseline value	Previous achievement value	Achievements until end of the programme		Target value	Briefly comment on significant differences between achievement values and target values	
				Numerator	Denominator			
Number of learners in transition programmes	Cumulative number	0	658 (IFR 2024)	-	-	658	400	-
Gender								




Female	-	-	264	-	-	264	-	-	-
Male	-	-	394	-	-	394	-	-	-
Not specified	-	-	0	-	-	0	-	-	-
Number of VET institutions offering transition programmes for youth at risk	Cumulative number	0	13 (IFR 2024)	-	-	13	15	12 projects and 13 VET schools financed.	
Output 1.9: Increased capacity of education and youth institutions to provide trauma-informed support									
Indicator	Unit of measurement	Baseline value	Previous achievement value	Achievements until end of the programme			Target value	Briefly comment on significant differences between achievement values and target values	
				Numerator	Denominator	Achievement value			
Cross-sectoral cooperation model for interventions in the event of crises in educational institutions developed	Binary	No	No (APR 2023)	-	-	Yes	Yes	-	
Training programme to increase trauma-awareness launched	Binary	No	Yes (APR 2023)	-	-	Yes	Yes	-	
Number of staff trained to support a trauma-informed approach in education and youth institutions.	Cumulative number	0	26 (APR 2023)	-	-	118	85	There was an overreach in specialists who participated at the Teaching Recovery Techniques (TRT) model training (89 instead of 60).	
Gender									
Female	-	-	25	-	-	114	-	-	
Male	-	-	1	-	-	4	-	-	
Not specified	-	-	0	-	-	0	-	-	
Outcome 2: Reduced domestic and gender-based violence and gender inequalities									
Indicator	Unit of measurement	Baseline value	Previous achievement value	Achievements until end of the programme			Target value	Briefly comment on significant differences between achievement values and target values	
				Numerator	Denominator	Achievement value			
Share of all shelters in the country implementing quality measuring tool	Percentage	-	100.00 % (APR 2023)	13	13	100.00 %	80.00 %	-	
System of volunteer support persons created complementing the formal victim support system	Binary	No	Yes (APR 2023)	-	-	Yes	Yes	-	
Number of web-page visits of the Virtual Competence Centre of Gender Equality within 2 years after establishment	Cumulative number	0	11,794 (APR 2023)	-	-	11,794	60,000	-	



Percentage of population not blaming victims of sexual violence	Percentage	53.00 %	-	72	100	72.00 %	60.00 %	-
Percentage of population not blaming victims of domestic violence	Percentage	47.00 %	-	61	100	61.00 %	55.00 %	-
Percentage of population in favour of criminalising the buying of sex	Percentage	53.00 %	-	59	100	59.00 %	60.00 %	-
Annual number of victims of gender-based violence assisted by the supported shelters	Annual number	1,900	1,937 (APR 2023)	-	-	1,937	2,200	-
Output 2.1: Volunteer support system for victims of gender-based violence developed								
Indicator	Unit of measurement	Baseline value	Previous achievement value	Achievements until end of the programme			Target value	Briefly comment on significant differences between achievement values and target values
				Numerator	Denominator	Achievement value		
Number of volunteers covered by the volunteer support system for victims of gender-based violence	Cumulative number	0	64 (IFR 2024)	-	-	64	30	The overreach of target value shows good work by the Social Insurance Board.
Output 2.2: Women's shelter service upgraded								
Indicator	Unit of measurement	Baseline value	Previous achievement value	Achievements until end of the programme			Target value	Briefly comment on significant differences between achievement values and target values
				Numerator	Denominator	Achievement value		
Number of professional staff provided with counselling sessions	Cumulative number	0	37 (IFR 2024)	-	-	37	60	Counselling is being provided to staff of women's shelters, but the demand has been lower than expected. Counselling is available when demanded, but it seems that the target indicator has been set as too optimistic.
Gender								
Female	-	-	37	-	-	37	-	-
Male	-	-	0	-	-	0	-	-
Not specified	-	-	0	-	-	0	-	-
Quality measuring tools developed for shelter service developed	Binary	No	Yes (IFR 2024)	-	-	Yes	Yes	-
Output 2.3: The quality and capacity of intervention programmes for perpetrators of domestic violence increased								
Indicator	Unit of measurement	Baseline value	Previous achievement value	Achievements until end of the programme			Target value	Briefly comment on significant differences between achievement values and target values
				Numerator	Denominator	Achievement value		

Number of specialists trained in working with perpetrators of domestic violence		Cumulative number	0	75 (IFR 2024)	-	-	75	60	-
<i>Financial Mechanism</i>									
EEA Grants		-	-	75	-	-	75	-	-
Norway Grants		-	-	0	-	-	0	-	-
<i>Gender</i>									
Female		-	-	64	-	-	64	-	-
Male		-	-	11	-	-	11	-	-
Not specified		-	-	0	-	-	0	-	-
Output 2.4: Early warning system on domestic violence developed for the health care system									
Indicator	Unit of measurement	Baseline value	Previous achievement value	Achievements until end of the programme			Achievement value	Target value	Briefly comment on significant differences between achievement values and target values
				Numerator	Denominator				
Guidelines on detecting domestic violence developed	Binary	No	Yes (IFR 2024)	-	-		Yes	Yes	-
Number of medical staff trained on early noticing and intervention for domestic and gender-based violence	Cumulative number	0	252 (IFR 2024)	-	-		252	100	The overreach of target value shows good work by the Social Insurance Board.
<i>Financial Mechanism</i>									
EEA Grants		-	252	-	-		252	-	-
Norway Grants		-	0	-	-		0	-	-
<i>Gender</i>									
Female		-	237	-	-		237	-	-
Male		-	15	-	-		15	-	-
Not specified		-	0	-	-		0	-	-
Output 2.5: Awareness raising activities on domestic and gender-based violence carried out									
Indicator	Unit of measurement	Baseline value	Previous achievement value	Achievements until end of the programme			Achievement value	Target value	Briefly comment on significant differences between achievement values and target values
				Numerator	Denominator				
Number of information campaigns on domestic violence and gender-based (involving men as positive role models) carried out	Cumulative number	0	1 (IFR 2024)	-	-		1	1	campaign video can be seen here: https://www.youtube.com/watch?v=x6guLqRpZU
<i>Financial Mechanism</i>									
EEA Grants		-	0	-	-		0	-	-

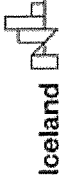


Norway Grants									
Number of short films on domestic violence (aimed at children and youth) developed	-	-	1	-	-	1	-	3	Short animated films can be seen here (in EST and RUS) https://www.youtube.com/channel/UCQ16S-PQdfWMOOpBC-6lupQ/videos
Number of public opinion polls to measure changes in attitudes carried out	Cumulative number	0	3 (IFR 2024)	-	-	3	1	1	Public awareness study link: https://sotsiaalkindlustusamet.ee/sites/default/files/document/ts/2024-04/Eesti%20elanikkonna%20teadlikkuse%20uuring%20soop%C3%B5hise%20v%C3%A4givalla%20ja%20inimkaubanduse%20valdkonnas.pdf
Number of specialists trained on domestic violence	Cumulative number	0	781 (IFR 2024)	-	-	781	160		Projects have trained a much bigger number of specialists as anticipated. The achievement value shows very good work from the 3 NGOs that were financed
Financial Mechanism									
EEA Grants	-	-	781	-	-	781	-	-	
Norway Grants	-	-	0	-	-	0	-	-	
Gender									
Female	-	-	731	-	-	731	-	-	
Male	-	-	50	-	-	50	-	-	
Not specified	-	-	0	-	-	0	-	-	
Output 2.6: Awareness raising activities on prostitution and trafficking for sexual exploitation carried out and social programme for sex buyers developed									
Indicator	Unit of measurement	Baseline value	Previous achievement value	Achievements until end of the programme		Target value	Briefly comment on significant differences between achievement values and target values		
				Numerator	Denominator				
Number of awareness raising activities implemented to discourage the demand for commercial sex	Cumulative number	0	2 (IFR 2024)	-	-	2	campaign "Think with your real head" https://motlepeaga.ee/ ; different articles and web page		
Number of social programmes for sex buyers developed	Cumulative number	0	1 (IFR 2024)	-	-	1			
Number of people reached by awareness raising activities on discouraging the demand for commercial sex	Cumulative number	0	100,676 (IFR 2024)	-	-	100,676	Facebook +digital platforms of national newspapers Postimees, Delfi, Õhtuleht		
Output 2.7: Virtual Competence Centre of Gender Equality established									
Indicator	Unit of measurement	Baseline value	Previous achievement	Achievements until end of the programme		Target value	Briefly comment on significant differences between achievement		

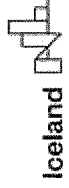
	nt	value	Numerator	Denominator	Achievement value	values and target values
Virtual Competence Centre of Gender Equality established	Binary	No	-	-	Yes (IFR 2024)	Yes https://vordsuskeskus.ee/et
Outcome 3: Improved quality of integrated services and public health interventions at local level						
Indicator	Unit of measurement	Baseline value	Previous achievement value	Achievements until end of the programme		Briefly comment on significant differences between achievement values and target values
				Numerator	Denominator	
Number of families that have received early home visitation interventions during the pilot	Cumulative number	0	327 (APR 2023)	-	-	327 40 The service pilot was a success and included a larger sample.
Number of schools implementing the physically active school model	Cumulative number	79	209 (APR 2023)	-	-	212 140 One of the flagship projects of the programme was able to boost up the network of Schools in Motion with slightly under 50% of the elementary schools being engaged in the network.
Number of local governments implementing evidence-based public health measures	Cumulative number	0	69 (IFR 2024)	-	-	69 20 National Institute for Health Development was able to engage most of the Estonian municipalities, of then 20 LGs received long-term and in-depth mentoring.
Number of operational multi-sectoral teams implementing the integrated service model	Cumulative number	0	26 (APR 2023)	-	-	26 18 -
Annual number of long-term mentally ill patients that have received outpatient coercive psychiatric treatment	Annual number	35	100 (APR 2023)	-	-	101 55 Mobile outpatient coercive psychiatric treatment has taken off better than expected. Good work by Viljandi Hospital.
Standardised cooperation and communication model between the social care, health and judicial sectors aiding people with chronic mental problems developed and implemented	Binary	No	No (APR 2023)	-	-	Yes -
Number of schools with Russian as the language of instruction implementing the physically active school model	Cumulative number	6	26 (APR 2023)	-	-	27 8 -
Output 3.1: Local governments trained and counselled to implement evidence-based public health measures						
Indicator	Unit of measurement	Baseline value	Previous achievement	Achievements until end of the programme		Briefly comment on significant differences between achievement
					Target value	

	Unit of measurement	Baseline value	Previous achievement value	Achievements until end of the programme		Denominator	Numerator	Achievement value	Target value	Briefly comment on significant differences between achievement values and target values
Number of local governments who have received training/counselling	Cumulative number	0	74 (IFR 2024)			-	-	74	60	Altogether 79 local governments in Estonia.
Output 3.2: Integrated service model developed and piloted										
Indicator	Unit of measurement	Baseline value	Previous achievement value	Achievements until end of the programme		Denominator	Numerator	Achievement value	Target value	Briefly comment on significant differences between achievement values and target values
Integrated service model developed	Binary	No	Yes (IFR 2024)			-	-	Yes	Yes	-
Integrated service model piloted	Binary	No	Yes (IFR 2024)			-	-	Yes	Yes	-
Output 3.3: Out-patient services for long-term mentally ill patients subjected to coercive treatment provided										
Indicator	Unit of measurement	Baseline value	Previous achievement value	Achievements until end of the programme		Denominator	Numerator	Achievement value	Target value	Briefly comment on significant differences between achievement values and target values
Number of regions where outpatient care is provided by mobile multidisciplinary outpatient team to long-term mentally ill patients subjected to coercive treatment.	Cumulative number	0	6 (IFR 2024)			-	-	6	5	-
Output 3.4: The model improving the quality of psychiatric evaluations developed										
Indicator	Unit of measurement	Baseline value	Previous achievement value	Achievements until end of the programme		Denominator	Numerator	Achievement value	Target value	Briefly comment on significant differences between achievement values and target values
Model of multidisciplinary forensic psychiatry committee adapted and piloted in Estonia	Binary	No	Yes (IFR 2024)			-	-	Yes	Yes	-
Output 3.5: Model of physically active school developed										
Indicator	Unit of measurement	Baseline value	Previous achievement value	Achievements until end of the programme		Denominator	Numerator	Achievement value	Target value	Briefly comment on significant differences between achievement values and target values
Number of toolkits for active schools developed	Cumulative number	0	15 (IFR 2024)			-	-	15	6	-

Number of trainings and seminars to disseminate the model of physically active school	Cumulative number	0	394 (IFR 2024)	-	-	394	80	The achievement value shows very good work of Tartu University
Output 3.6: Home visitation early intervention model developed								
Indicator	Unit of measurement	Baseline value	Previous achievement value	Achievements until end of the programme			Target value	Briefly comment on significant differences between achievement values and target values
				Numerator	Denominator	Achievement value		
Home visitation early intervention model piloted in Estonia	Binary	No	Yes (IFR 2024)	-	-	Yes	Yes	-
Number of specialists trained to perform home risk-assessment, including practicing midwives and family nurses	Cumulative number	0	365 (IFR 2024)	-	-	365	500	The projects by Rescue Board and Foundation Centre for A Child's Wellbeing have been finished. 43 midwives trained to perform home visits to risk families with small children as well as 322 specialists trained to perform home visits to prevent injuries in home environment. Additionally, 968 people participated at information events regarding midwives home visits (not included in the target).
Financial Mechanism								
EEA Grants	-	-	0	-	-	0	-	-
Norway Grants	-	-	365	-	-	365	-	-
Gender								
Female	-	-	216	-	-	216	-	-
Male	-	-	58	-	-	58	-	-
Not specified	-	-	91	-	-	91	-	-
Outcome 4: Historic town centres revitalised through heritage-based local development								
Indicator	Unit of measurement	Baseline value	Previous achievement value	Achievements until end of the programme			Target value	Briefly comment on significant differences between achievement values and target values
				Numerator	Denominator	Achievement value		
Number of cultural heritage buildings revitalised and in sustainable public use	Cumulative number	0	0 (APR 2023)	-	-	6	7	Paide SRIK project did not realise.
Output 4.1: Cultural heritage buildings in small towns revitalized for community purposes								
Indicator	Unit of measurement	Baseline value	Previous achievement value	Achievements until end of the programme			Target value	Briefly comment on significant differences between achievement values and target values
				Numerator	Denominator	Achievement value		



Number of cultural heritage buildings revitalised	Cumulative number	0	6 (IFR 2024)	-	-	6	7	Paide SRIK project did not realise.
Number of municipalities engaged in projects	Cumulative number	0	4 (IFR 2024)	-	-	4	7	Target was dependant on the projects financed. Unfortunately, the projects that were financed did not have enough municipalities engaged. (local governments: Haapsalu, Paide, Lääneranna and Valga).
Number of VET schools and/or sustainable renovation centres cooperating with cultural heritage revitalisation projects	Cumulative number	0	2 (IFR 2024)	-	-	2	5	Target was dependant on the projects financed. Unfortunately, the projects that were financed did not have enough VET schools or sustainable renovation centres. Lääneranna municipality project with partner NGO Paide Unit of Information Centre for Sustainable Renovation and NGO Paide Unit of Information Centre for Sustainable Renovation project with Järvaamaa Vocational Training Centre.
Output 4.2: Capacity development on cultural heritage management provided at local level								
Indicator	Unit of measurement	Baseline value	Previous achievement value	Achievements until end of the programme			Target value	Briefly comment on significant differences between achievement values and target values
				Numerator	Denominator	Achievement value		
Number of municipalities from Estonia and Norway receiving training on cultural heritage management	Cumulative number	0	10 (IFR 2024)	-	-	10	20	As the training period hampered by Covid-19 restrictions, the target was not reached. Nevertheless, representatives from several other municipalities took part of other project activities like summer school and final conference.
State type								
Beneficiary State	-	-	9	-	-	9	-	-
Donor State	-	-	1	-	-	1	-	-
Not specified	-	-	0	-	-	0	-	-
Number of best practice books on cultural heritage management published	Cumulative number	0	1 (IFR 2024)	-	-	1	1	-
Number of professionals trained	Cumulative number	0	256 (IFR 2024)	-	-	256	300	The project by Heritage Board was able to reach 85% of the original target, but evaluates this result as successful.
Financial Mechanism								
EEA Grants	-	-	256	-	-	256	-	-
Norway Grants	-	-	0	-	-	0	-	-
Gender								



Female	-	-	182	-	-	-	182	-	-
Male	-	-	74	-	-	-	74	-	-
Not specified	-	-	0	-	-	-	0	-	-
Bilateral Outcome: Enhanced collaboration between beneficiary and donor state entities involved in the programme									
Indicator	Unit of measurement	Baseline value	Previous achievement value	Achievements until end of the programme			Target value	Briefly comment on significant differences between achievement values and target values	
				Numerator	Denominator	Achievement value			
Level of satisfaction with the partnership	Scale 1-7	6.50, Based on the survey carried out on behalf of the FMO	6.42 (APR 2022)	-	-	6	4.50, Target is ≥4.5, and an increase on the baseline value	-	
Level of trust between cooperating entities in Beneficiary States and Donor States	Scale 1-7	6.62, Based on the survey carried out on behalf of the FMO	6.56 (APR 2022)	-	-	6.13	4.50, Target is ≥4.5, and an increase on the baseline value	-	
Share of cooperating organisations that apply the knowledge acquired from bilateral partnership	Percentage	N/A	-	3	3	100.00 %	50.00 %	-	
Bilateral Output 1: Cooperation between Donor and Beneficiary State entities supported									
Indicator	Unit of measurement	Baseline value	Previous achievement value	Achievements until end of the programme			Target value	Briefly comment on significant differences between achievement values and target values	
				Numerator	Denominator	Achievement value			
Number of staff from beneficiary state engaged in study tours to donor states	Cumulative number	0	22 (IFR 2024)	-	-	22	25	A study tour to Norway in April 2022 (Outcome 4). Participants from Ministry of Culture, Heritage Board, local governments and people from financed renovation projects.	
Number of projects involving cooperation with a donor project partner	Cumulative number	0	17 (IFR 2024)	-	-	17	15	-	

Annex 5: Contracted projects

Project code	Project title	Project Promoter	Implementation modality	Outcome	Number of donor project partners	Project grant contracted (EEA/Norway Grant + national co-financing)	Project grant incurred (EEA/Norway Grant + national co-financing)	Project contract status
EE-LOCALDEV-0001	Specialised juvenile justice approach established	Ministry of Justice of Estonia (MoJ EE)	Pre-defined project	Outcome 1	2	€ 4,782,637.00	€ 4,768,878.04	Completed
EE-LOCALDEV-0037	Cyber training program for youths and youth workers	CTF-Tech Ltd (EE)	Call / Small Grants Scheme	Outcome 1	0	€ 871,435.00	€ 727,322.85	Completed
EE-LOCALDEV-0038	Digital leap in the field of youth	Education and Youth Board (HARNO EE)	Call / Small Grants Scheme	Outcome 1	0	€ 871,435.00	€ 314,862.47	Partially completed
EE-LOCALDEV-0002	Establishment of a renewed family mediation system	Estonian Social Insurance Board (EE)	Pre-defined project	Outcome 1	0	€ 400,643.00	€ 365,251.40	Completed
EE-LOCALDEV-0042	Integrated services to prevent early school leaving in Võru county	Võrumaa Association of Local Authorities (EE)	Call / Small Grants Scheme	Outcome 1	0	€ 376,602.90	€ 370,120.67	Completed
EE-LOCALDEV-0039	Developing an integrated service model to prevent early school leaving in Lääne-Viru county	Lääne-Viru Association of Local Authorities (EE)	Call / Small Grants Scheme	Outcome 1	1	€ 281,660.00	€ 258,078.07	Completed
EE-LOCALDEV-0043	Developing a cooperation model in Ida-Hariu region to prevent and intervene in early school leaving	Raasiku municipal government (EE)	Call / Small Grants Scheme	Outcome 1	0	€ 244,807.00	€ 215,132.70	Completed
EE-LOCALDEV-0012	Implementation of vocational orientation curriculum at the Pärnu County Vocational Education Centre and the Hiiumaa Vocational School	Pärnumaa Vocational Education Centre (PKHK EE)	Call / Small Grants Scheme	Outcome 1	0	€ 241,686.00	€ 238,445.00	Completed
EE-LOCALDEV-0041	Haapsalu Integrated Support Services (HISS)	Haapsalu city government (EE)	Call / Small Grants Scheme	Outcome 1	1	€ 233,617.00	€ 185,835.31	Completed
EE-LOCALDEV-0018	Implementation of the vocational orientation curriculum at the Tartu Vocational Education Centre	Tartu Vocational Education Centre (KHK EE)	Call / Small Grants Scheme	Outcome 1	0	€ 218,536.00	€ 218,536.00	Completed



EE- <u>LOCALDEV</u> -0044	Creation of a service model competence centre for children with special educational needs in Viiijandi county	Viiijandi city government (EE)	Call / Small Grants Scheme	Outcome 1	0	€ 203,640.00	€ 186,087.17	Complete _d
EE- <u>LOCALDEV</u> -0051	Trauma-informed counselling in educational support services	Education and Youth Board (HARNO EE)	Pre-defined project	Outcome 1	0	€ 201,143.00	€ 171,463.10	Complete _d
EE- <u>LOCALDEV</u> -0045	Creation and piloting of Tartu county welfare programme application model	Tartu city government (EE)	Call / Small Grants Scheme	Outcome 1	1	€ 200,182.37	€ 175,419.81	Complete _d
EE- <u>LOCALDEV</u> -0025	Implementation of the vocational orientation curriculum at the Ida-Virumaa Vocational Education Centre	Ida-Virumaa Vocational Education Centre (VKKHK EE)	Call / Small Grants Scheme	Outcome 1	0	€ 194,460.00	€ 194,460.00	Complete _d
EE- <u>LOCALDEV</u> -0019	Implementation of the vocational orientation curriculum at the Viiijandi Vocational Training Centre	Viiijandi Vocational Training Centre (VIKK EE)	Call / Small Grants Scheme	Outcome 1	0	€ 188,904.00	€ 188,904.00	Complete _d
EE- <u>LOCALDEV</u> -0016	Continuation of vocational orientation training studies at the Rakvere Vocational School based on the needs of the target group	Rakvere Vocational School (RAK EE)	Call / Small Grants Scheme	Outcome 1	0	€ 177,792.00	€ 166,680.00	Complete _d
EE- <u>LOCALDEV</u> -0013	Implementation of vocational orientation curriculum at the Haapsalu Vocational Education and Training Centre	Haapsalu Vocational And Education Centre (HKHK EE)	Call / Small Grants Scheme	Outcome 1	0	€ 166,680.00	€ 150,938.00	Complete _d
EE- <u>LOCALDEV</u> -0017	Design Image	Tartu Art School (EE)	Call / Small Grants Scheme	Outcome 1	0	€ 148,160.00	€ 144,456.00	Complete _d
EE- <u>LOCALDEV</u> -0034	Development of a mediation model and training system	Estonian Social Insurance Board (EE)	Call / Small Grants Scheme	Outcome 1	1	€ 146,967.00	€ 116,181.15	Complete _d
EE- <u>LOCALDEV</u> -0023	Development and implementation of Family Group Conference (FGC) method as an approach to restorative justice	Prevention Centre (EE)	Call / Small Grants Scheme	Outcome 1	1	€ 125,707.87	€ 70,673.26	Partially completed
EE- <u>LOCALDEV</u> -0020	Implementation of the vocational orientation curriculum at the Kuressaare Regional Training Centre	Kuressaare Regional Training Centre (EE)	Call / Small Grants Scheme	Outcome 1	0	€ 125,010.00	€ 90,748.00	Complete _d
EE- <u>LOCALDEV</u> -0046	Application of restorative justice measures in school environment	Foundation Development Centre for the Unique School (OKA EE)	Call / Small Grants Scheme	Outcome 1	0	€ 109,710.00	€ 109,647.00	Complete _d
EE- <u>LOCALDEV</u> -0014	Implementation of the vocational orientation curriculum at the Võru County Vocational Training Centre	Võru County Vocational Training Centre (VKKHK EE)	Call / Small Grants Scheme	Outcome 1	0	€ 101,860.00	€ 95,841.00	Complete _d

<u>EE- LOCALDEV -0015</u>	Tallinn School of Service vocational orientation curriculum	Tallinna School of Service (TEKO EE)	Call / Small Grants Scheme	Outcome 1	0	€ 101,860.00	€ 101,860.00	Completed
<u>EE- LOCALDEV -0021</u>	Implementation of the vocational orientation curriculum at the Tallinn Lasnamäe School of Mechanics	Tallinn Lasnamäe School of Mechanics (EE)	Call / Small Grants Scheme	Outcome 1	0	€ 101,860.00	€ 22,687.00	Partially completed
<u>EE- LOCALDEV -0026</u>	Implementation of the vocational orientation curriculum at the Valga county Vocational Training Centre	Valga county Vocational Training Centre (VKOK EE)	Call / Small Grants Scheme	Outcome 1	0	€ 101,860.00	€ 101,860.00	Completed
<u>EE- LOCALDEV -0022</u>	A community based on the principles of restorative justice	Estonian Police and Border Guard Board (EE)	Call / Small Grants Scheme	Outcome 1	0	€ 78,575.00	€ 73,441.01	Completed
<u>EE- LOCALDEV -0050</u>	Application of restorative justice measures in milieu therapy	Oskar Halik Home (EE)	Call / Small Grants Scheme	Outcome 1	0	€ 58,497.75	€ 55,139.29	Completed
<u>EE- LOCALDEV -0049</u>	Applying restorative justice measures in Muhu community	Muhu Municipal Government (EE)	Call / Small Grants Scheme	Outcome 1	0	€ 54,739.00	€ 52,185.70	Completed
<u>EE- LOCALDEV -0048</u>	Developing restorative justice measures in Tartu city	Tartu city government (EE)	Call / Small Grants Scheme	Outcome 1	0	€ 53,880.00	€ 51,759.06	Completed
<u>EE- LOCALDEV -0047</u>	A community based on the principles of restorative justice (Rapla)	Rapla Municipal Government (EE)	Call / Small Grants Scheme	Outcome 1	0	€ 49,856.40	€ 48,402.42	Completed
<u>EE- LOCALDEV -0003</u>	Strengthening the Victim Support System	Estonian Social Insurance Board (EE)	Pre-defined project	Outcome 2	1	€ 385,755.00	€ 383,455.65	Completed
<u>EE- LOCALDEV -0004</u>	Virtual Competence Centre of Gender Equality	Ministry of Social Affairs - Estonia (EE)	Pre-defined project	Outcome 2	1	€ 349,245.00	€ 281,622.57	Completed
<u>EE- LOCALDEV -0024</u>	Raising awareness on the topics of domestic violence and reducing the demand for the buying of sex	NGO Lifeline (EE)	Call / Small Grants Scheme	Outcome 2	1	€ 200,000.00	€ 188,274.55	Completed
<u>EE- LOCALDEV -0009</u>	Raising the Awareness of Estonian Specialists about Domestic Violence	NGO VAITER (VAITER EE)	Call / Small Grants Scheme	Outcome 2	0	€ 59,400.00	€ 59,399.99	Completed
<u>EE- LOCALDEV -0010</u>	Trained Specialists Help Reduce Domestic Violence in Estonia	NGO Pärnu Women Support Centre (EE)	Call / Small Grants Scheme	Outcome 2	1	€ 57,433.83	€ 56,459.91	Completed

EE- LOCALDEV -0011	Social Programme SPSV	NGO Lifeline (EE)	Call / Small Grants Scheme	Outcome 2	0	€ 45,415.80	€ 43,612.59	Complete d
EE- LOCALDEV -0005	Increasing physical activity of schoolchildren	Tartu University (EE)	Pre-defined project	Outcome 3	1	€ 2,297,470.04	€ 2,211,167.46	Complete d
EE- LOCALDEV -0006	Increasing public health competence and capacity of local governments	National Institute for Health Development (EE)	Pre-defined project	Outcome 3	1	€ 1,410,969.00	€ 1,126,525.05	Complete d
EE- LOCALDEV -0007	Development of evaluation models and handling system for chronically mentally ill patients	Viljandi Hospital Foundation (EE)	Pre-defined project	Outcome 3	0	€ 317,456.88	€ 314,247.74	Complete d
EE- LOCALDEV -0036	Development and Piloting of a Methodology for the Assessment and Reduction of the Risk of Injury in the Home Environment and Supporting Activities	Estonian Rescue Board (EE)	Call / Small Grants Scheme	Outcome 3	0	€ 293,602.92	€ 205,249.09	Complete d
EE- LOCALDEV -0035	Home Visits by Midwives During the First Years of Life	Foundation Centre for A Child's Wellbeing (EE)	Call / Small Grants Scheme	Outcome 3	0	€ 200,000.00	€ 193,362.87	Complete d
EE- LOCALDEV -0032	Renovation of the spirits barn of the Lihula manor into community handicraft centre and heritage protection information centre	Läänerranna local government (EE)	Call / Small Grants Scheme	Outcome 4	1	€ 666,666.00	€ 666,050.50	Complete d
EE- LOCALDEV -0029	Renovation of Kuressaare port warehouse at Veski str 9	Kuressaare Port Warehouse Ltd (EE)	Call / Small Grants Scheme	Outcome 4	0	€ 659,319.95	€ 659,319.95	Complete d
EE- LOCALDEV -0030	Holistic lifestyle centre (Tolli str 4, Kuressaare)	Holisticum Ltd (EE)	Call / Small Grants Scheme	Outcome 4	1	€ 546,621.19	€ 545,676.81	Complete d
EE- LOCALDEV -0027	Renovating a historical wooden building at Kesk str 19 in Valga	Valga local government (EE)	Call / Small Grants Scheme	Outcome 4	1	€ 478,679.20	€ 476,216.96	Complete d
EE- LOCALDEV -0033	Development of the museum of Mr Evald Okas into a year-round art centre	NGO Museum of Mr Evald Okas (EE)	Call / Small Grants Scheme	Outcome 4	0	€ 473,561.33	€ 473,561.33	Complete d
EE- LOCALDEV -0031	Development of an historic inn at F. R. Kreutzwaldi str 52 into a guest house and a remote workplace	Freinhold House Ltd (EE)	Call / Small Grants Scheme	Outcome 4	0	€ 472,511.47	€ 472,511.47	Complete d
EE- LOCALDEV -0008	Historic town centres revitalised through heritage-based local development	Estonian National Heritage Board (EE)	Pre-defined project	Outcome 4	1	€ 448,900.00	€ 388,973.50	Complete d

EE- LOCALDEV -0028	Establishing a community centre for Paide SRIK	NGO Paide unit of Information Centre for Sustainable Renovation (Paide SRIK EE)	Call / Small Grants Scheme	Outcome 4	0	€ 338,328.40	€ 0.00	Terminated
--------------------------	--	--	-------------------------------	--------------	---	--------------	--------	------------


Annex 6: Partially completed projects

For partially completed pre-defined projects or other projects receiving a grant equal to or greater than EUR 2,000,000 (including national co-financing but excluding project co-financing)

No entries found.

For partially completed non-predefined projects receiving a grant of less than EUR 2,000,000 (including national co-financing but excluding project co-financing)

Project code	Project title	Project grant contracted	Project grant incurred	Reason for partial completion	Upload the form and supporting files on viable and identifiable components
EE- <u>LOCALDEV-0038</u>	Digital leap in the field of youth	€ 316,651.37	€ 314,862.47	The creation of digital participation platform for the youth was discarded and not developed. The idea rose from the focus group discussions with the youth. The project hit a barrier in the end of July 2023, when the media raised suspicions regarding the rationality of procuring and creating a special digital participation platform for the youth. In the beginning of August 2023, the Minister of Education and Research ordered the termination of the activity and recalibrate the idea. The other intervention areas of the project – raising digital competences of youth workers as well as creating digital frameworks and evaluation tools/means youth workers and municipal governments could be seen as separate and integral components and these activities were finalised as promised.	EE- <u>LOCALDEV-0038.docx</u> , <u>Viable and identifiable components E-LOCALDEV-0038.docx</u>
EE- <u>LOCALDEV-0023</u>	Development and implementation of Family Group Conference (FGC) method as an approach to restorative justice	€ 80,741.87	€ 70,673.26	Project co-financing deficiency.	EE- <u>LOCALDEV-0023.docx</u> , <u>Viable and identifiable components E-LOCALDEV-0023.pdf</u>
EE- <u>LOCALDEV-0021</u>	Implementation of the vocational orientation curriculum at the Tallinn	€ 22,687.00	€ 22,687.00	The school struggled through the implementation period to assemble a groups for vocational orientation programme. It finally launched a pilot group in schoolyear 2022/2023 (Ukrainian refugees), but realised after finishing with the first learning group it would also be the last one and they would not be seeking for additional groups.	EE- <u>LOCALDEV-0021.docx</u> , <u>Final report checklist EE-</u>



Iceland
Liechtenstein
Norway grants



Norway
grants

	Lasnamäe School of Mechanics					LOCALDEV- 0021.docx
--	------------------------------------	--	--	--	--	------------------------

Annex 7: Conditions and special concerns

Description	Tracking	Marked as fulfilled in GRACE	Date of fulfillment	Briefly describe the measures taken
1. The maximum level of funding available from the total eligible expenditure of the programme for infrastructure (hard measures) shall be 30%.	Continuous tracking	N/A	-	Fulfilled. The maximum level of funding available from the total eligible expenditure of the programme for infrastructure (hard measures) was under 30%. Mostly it related to open call for proposals in Outcome 4.
1. No costs shall be eligible under any pre-defined project set in Section 5.1 of Annex II to the Programme Agreement, before a detailed budget for the respective pre-defined project has been submitted by the Programme Operator and the Donors have confirmed the grant to the project as described in Annex II to this Programme Agreement.	One-time fulfilment	Yes	24/11/2020	Fulfilled.
2. For pre-defined project no. 4 (numbering under Section 5.1 of Annex II to the Programme Agreement), the National Focal Point shall ensure that the Programme Operator ensures that the appraisal foreseen in Article 6.5.3 of the Regulation is externalised and carried out by a legal entity independent of and unrelated to the Programme Operator.	One-time fulfilment	Yes	11/03/2020	Fulfilled.
3. For pre-defined projects no. 1, no. 6 and no. 8 (numbering under Section 5.1 of Annex II to the Programme Agreement), the National Focal Point shall ensure that the Programme Operator carries out the appraisal foreseen in Article 6.5.3 of the Regulation without any involvement of the identified Project Promoters or project partners in the respective pre-defined projects.	One-time fulfilment	Yes	09/06/2020	Fulfilled.
4. For pre-defined project no. 4 (numbering under Section 5.1 of Annex II to the Programme Agreement), the Programme Operator's responsibilities regarding the verification of payment claims described in Article 5.6.1 e) of the Regulation, and the verification of the project outputs described in Article 5.6.1 g) of the Regulation, shall be externalised and carried out by a legal entity independent of and unrelated to the Programme Operator. The Donors shall approve the entity to be charged with these tasks prior to the first disbursement to the pre-defined project.	One-time fulfilment	Yes	08/05/2020	Fulfilled. The Programme Operator's responsibilities regarding the verification of payment claims and the verification of the project outputs was externalised and carried out by a legal entity independent of and unrelated to the Programme Operator, i.e. KPMG Baltics Ltd.
5. For pre-defined projects no. 1, no. 6 and no. 8 (numbering under Section 5.1 of Annex II to the Programme Agreement), the Programme Operator's responsibilities regarding the verification of payment claims described in Article 5.6.1 e) of the Regulation, and the verification of the project outputs described in Article 5.6.1 g) of the Regulation, shall be carried out without any involvement of the identified Project Promoters or project partners in the respective pre-defined projects.	Continuous tracking	N/A	-	Fulfilled. For pre-defined projects no. 1, no. 6 and no. 8, the Programme Operator's responsibilities regarding the verification of payment claims and

					the verification of the project outputs was carried out without any involvement of the Project Promoter or project partners in the respective pre-defined projects.
6. The National Focal Point shall ensure that the Programme Operator ensures that Project Promoters:	<ul style="list-style-type: none"> Keep any buildings purchased, constructed, renovated or reconstructed under the project in their ownership for a period of at least five years following the completion of the project and continue to use such buildings for the benefit of the overall objectives of the project for the same period; Keep any buildings purchased, constructed, renovated or reconstructed under the project properly insured against losses such as fire, theft and other normally insurable incidents both during project implementation and for at least five years following the completion of the project; and Set aside appropriate resources for the maintenance of any buildings purchased, constructed, renovated or reconstructed under the project for at least five years following the completion of the project. The specific means for implementation of this obligation shall be specified in the project contract. 	Continuously tracking	N/A	-	Fulfilled. The clauses listed here have been included in the relevant open call texts and referred to also in the contracts made with Project Promoters.